

CARRBORO TOWN COUNCIL UPDATE

ORANGE COUNTY TRANSIT PLAN UPDATE

MAY 10, 2022



PROJECT TEAM



RENAISSANCE
PLANNING

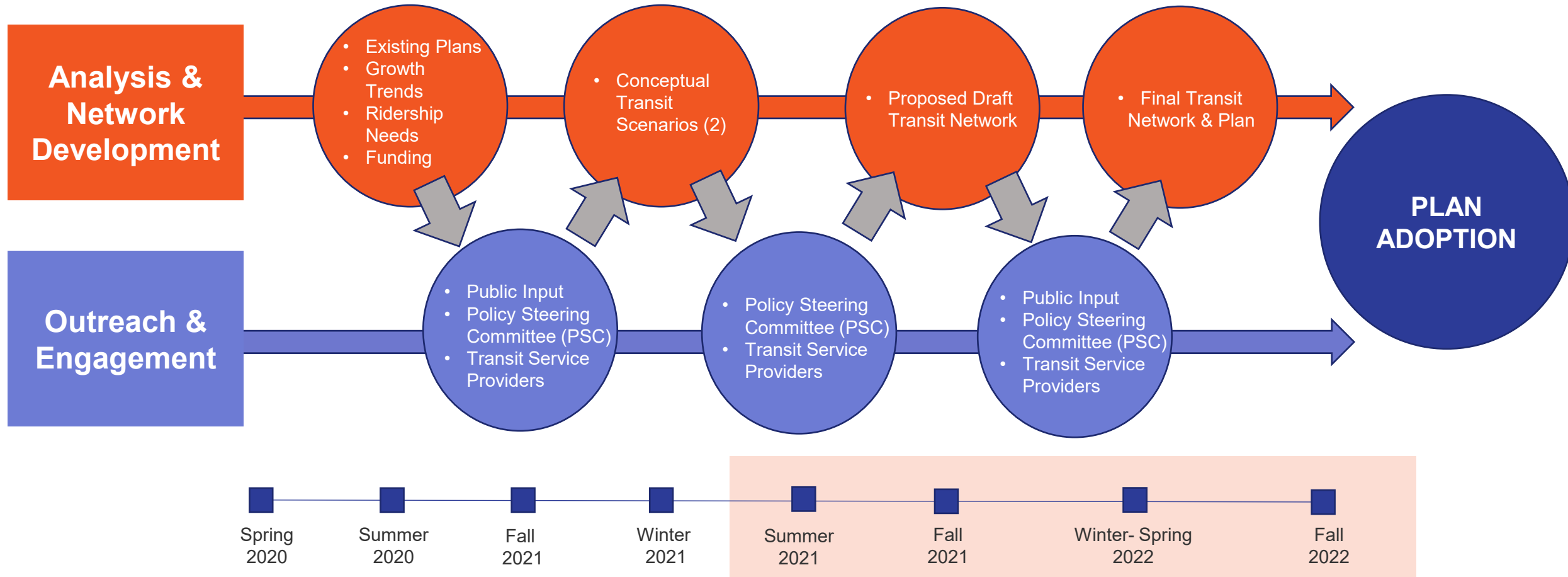
Project Manager: Caroline Dwyer, AICP
cdwyer@ciesthatwork.com
919-636-5032 x 401



AGENDA

- **Project Overview & Schedule**
- **Transit Plan: What's included?**
- **Engagement**
- **Projects**
- **Conceptual Transit Vision Map**
- **Plan Documentation**
- **Next Steps**

PROJECT OVERVIEW & SCHEDULE



TRANSIT PLAN UPDATE: WHAT'S INCLUDED?

- **Programmed projects are carried over:** capital investments and service improvements in previously adopted transit plans (2012, 2017) excluding LRT
- **New projects:** capital investments and service improvements) funded with unallocated transit tax revenues

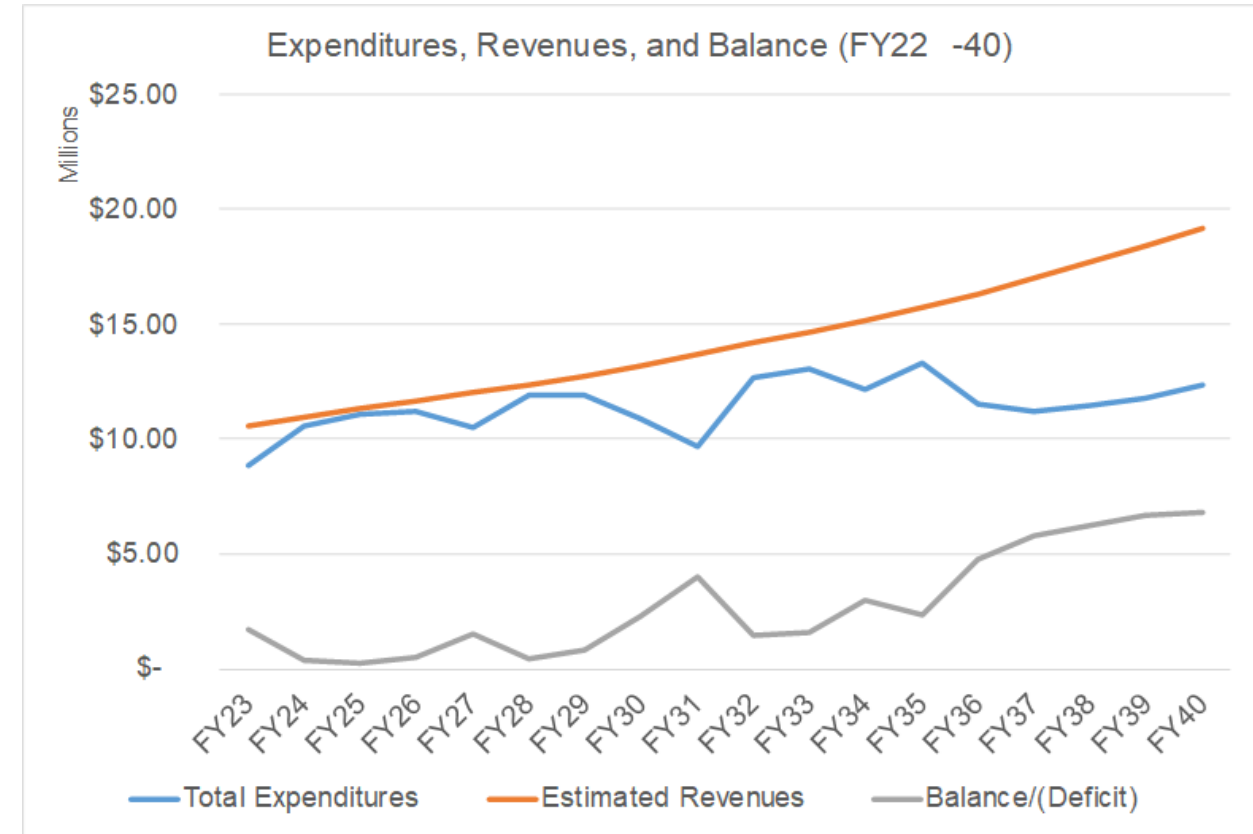


Figure 1 Orange County transit expenditures, revenue, and balance

ENGAGEMENT

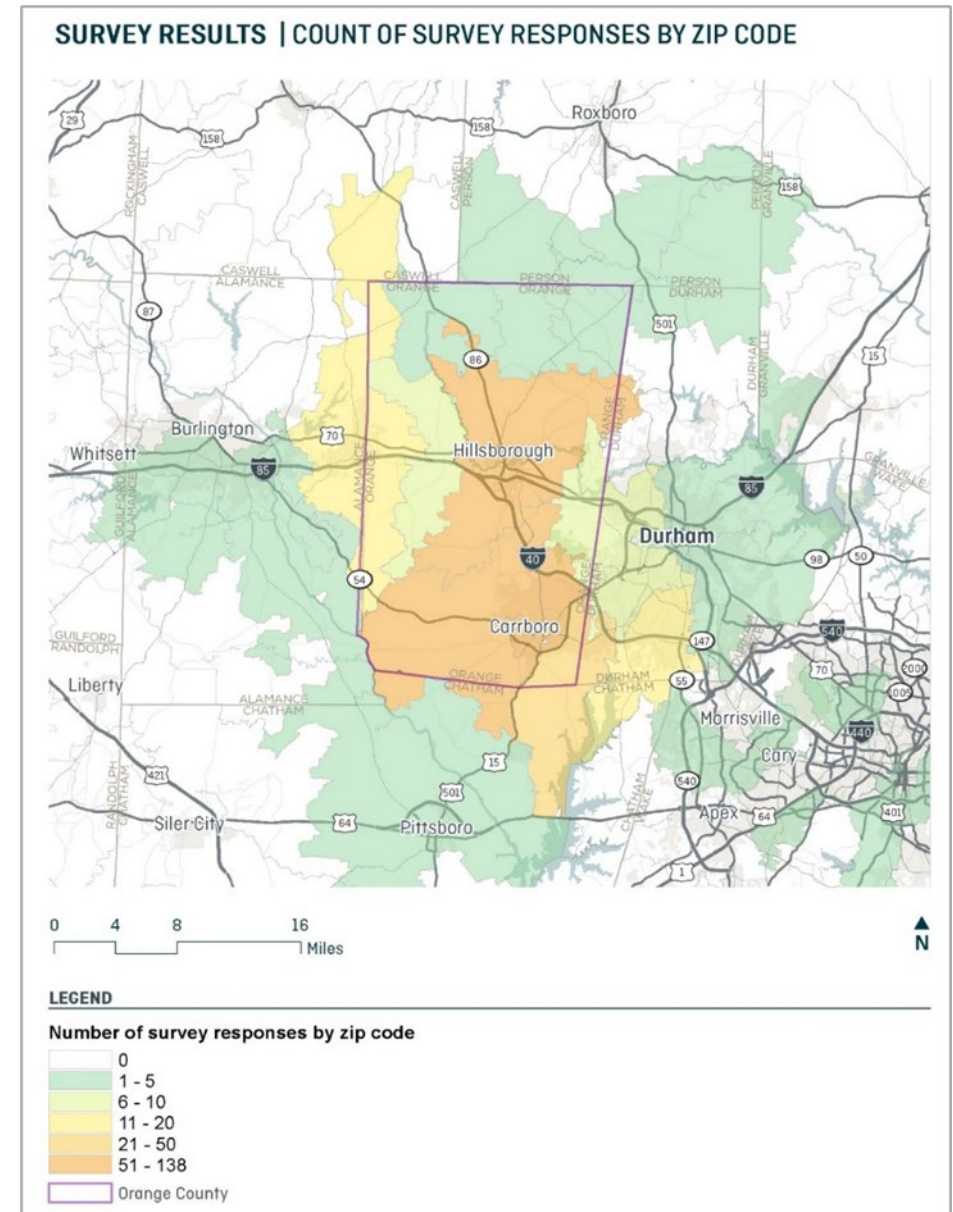
TWO PHASES

Phase 1 (Fall 2020)

- Goal - Identify Needs & Priorities
- Methods: Virtual Transit Summit, online survey

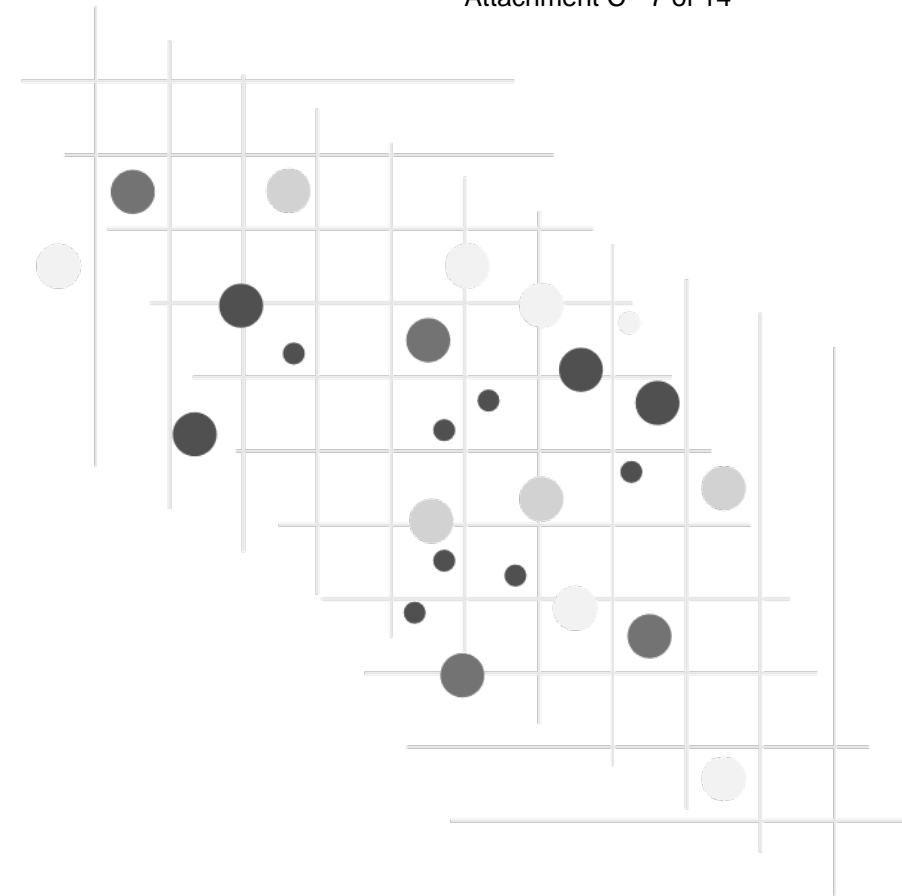
Phase 2 (Winter/Spring 2022)

- Goal - Vet Proposed Projects
- Methods: Virtual focus groups, online survey, pop ups at transit stops



PROJECTS: SELECTION

- Funded using projected transit tax revenues (rather than taking on debt)
- GoTriangle financial model forecasts used to determine available future revenues
- Already-programmed capital and service improvements are included in expenses



PROJECTS: SELECTION

For each potential project, we considered:

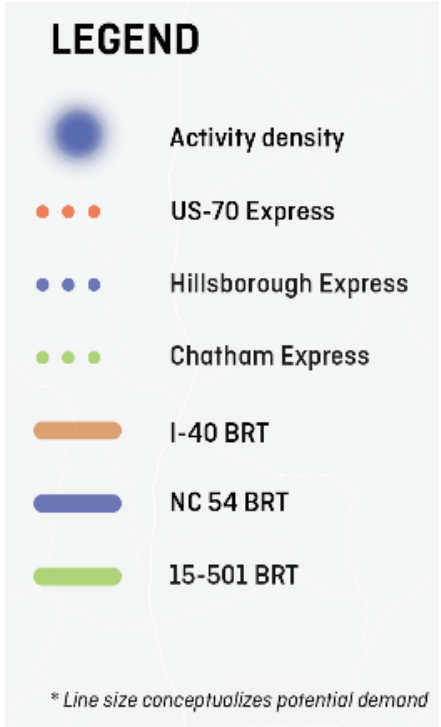
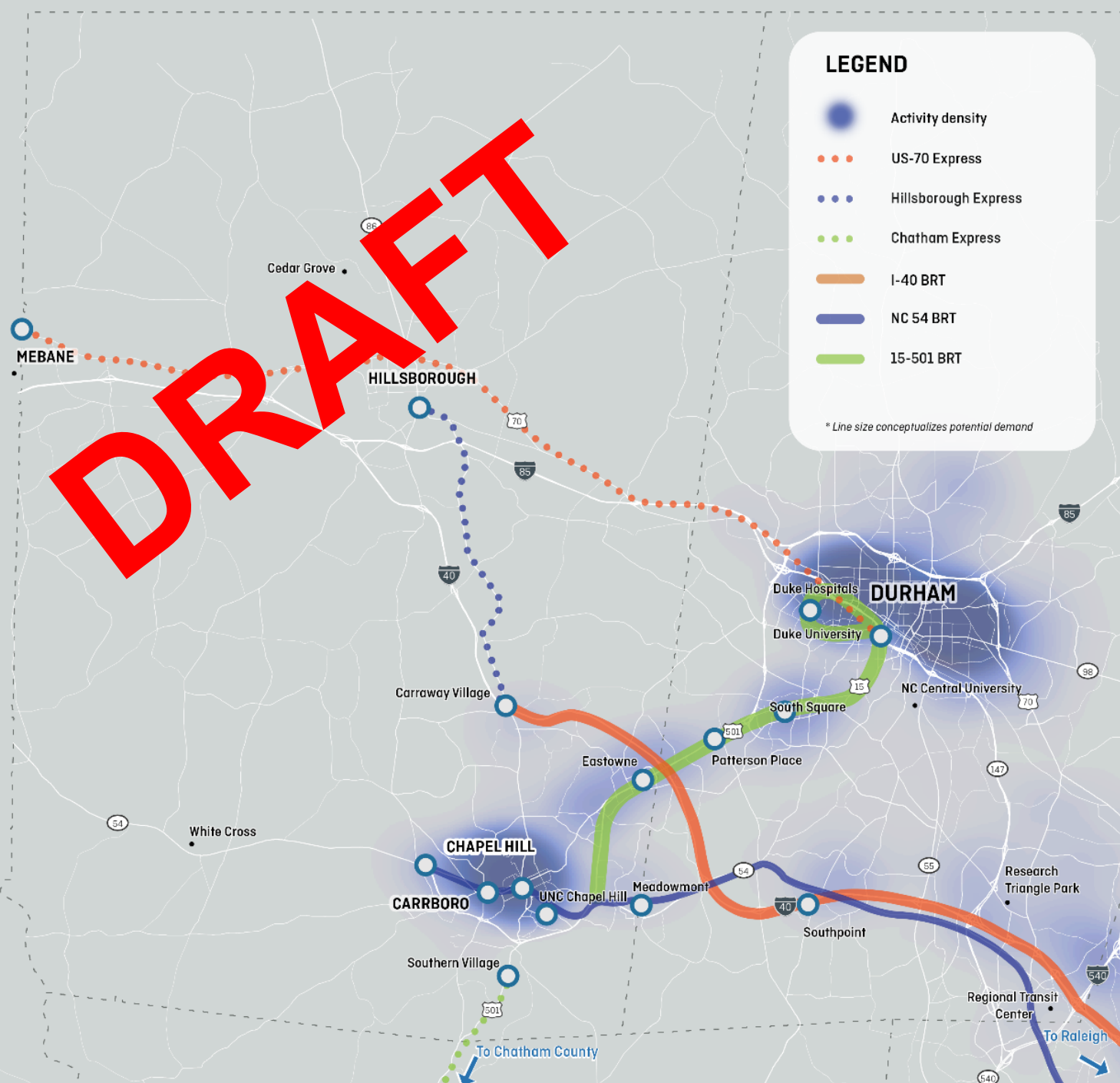
1. Is the project identified as an **unfunded or emerging priority** by transit service providers?
2. Does the improvement **meet needs expressed by public**?
3. Does the improvement **reflect values identified by PSC?** *Equity, environmental sustainability, economic prosperity, affordable and attainable quality of life, transportation and access for all*
4. Does the project **support the conceptual transit vision or fill a regional connectivity gap**?



INCLUDED PROJECTS: SERVICE AND CAPITAL IMPROVEMENTS

Transit Project/ Service	Net New Revenue Hours	Additional peak vehicles
Service Improvements		
Chapel Hill Transit CW: Improve weekday midday service to 30 minutes.	1,500	0
Chapel Hill Transit HS: add weekend service with 1 bus (70 min frequency) (8 am until 6:30 pm)	1,177	0
Orange County Public Transportation Mobility-on-Demand Service	3,200	0
Chapel Hill Transit NS: Improve morning peak frequency to every 6 minutes. Provide Saturday service until 11 PM and Sunday service until 9 PM.	2,300	3
US 15-501 Project Bundle		
<i>GoTriangle 400/405:</i> Consolidate into one pattern via Manning Dr to Carrboro and Jones Ferry Park and Ride. Schedule effective 15-minute service midday, and improved Sunday and evening service.	20,067**	2**
<i>Chapel Hill Transit D:</i> Extend service to Patterson Place and provide Saturday service until 9 PM.	5,300	1
<i>Chapel Hill Transit J:</i> Improve morning peak frequency to every 10 minutes and offer 15-minute service until noon. Provide Saturday service until 11 PM and Sunday service until 9 PM.	3,200	2
Capital Improvements		
Fordham/Ephesus Church Improvements (400/D/F Connection)		
Fordham/Manning Queue Jump and Shoulder Running Improvements		
<i>*By amendment to FY23 Work Plan</i>		
<i>**Half of these revenue hours and costs are assumed to be shared with Durham County.</i>		

CONCEPTUAL TRANSIT VISION MAP



- Represents aspirational, currently unfunded, longer-term transit investments
- Transit plan document will explicitly connect proposed investments/projects to future transit corridors

IMPLEMENTATION

Transit Project/Service	Ops (Annual) Cost	Capital Cost	Impl. Year
Service Improvements			
Chapel Hill Transit CW: Improve weekday midday service to 30 minutes.	\$181,425	N/A	FY23
Chapel Hill Transit HS: add weekend service with 1 bus (70 min frequency) (8 am until 6:30 pm)	\$152,326	N/A	FY23*
Orange County Public Transportation Mobility-on-Demand Service	\$228,616		FY24
Chapel Hill Transit NS: Improve morning peak frequency to every 6 minutes. Provide Saturday service until 11 PM and Sunday service until 9 PM.	\$299,575	\$1,855,583	FY26
US 15-501 Projects (GoTriangle 400/405; Chapel Hill Transit D; Chapel Hill Transit J)	\$2,489,481 **	\$2,748,477**	FY29
Capital Improvements			
Fordham/Ephesus Church Improvements (400/D/F Connection)	N/A	\$6,000,000	FY26-28
Fordham/Manning Queue Jump and Shoulder Running Improvements	N/A	\$6,000,000	FY26-28
<i>*By amendment to FY23 Work Plan</i>			
<i>**Half of these revenue hours and costs are assumed to be shared with Durham County.</i>			

Constants	Value
Operating Cost Annual Inflation Factor	2.50%
Current cost of OPT per hour	\$68.00
Current cost of GoT per hour	\$133.70
Current cost of CHT per hour	\$118.00
Cost of vehicle	\$560,000

PLAN DOCUMENTATION

- Transit equity – woven throughout the plan, in all sections
- Executive summary (also functions as a standalone document describing the plan update and projects)
- About the Plan
 - Purpose, values, and goals
 - Key players and parties
 - Planning history and process, including engagement
- Regional and County Snapshots
 - Socioeconomic drivers
 - Spatial trends and dynamics
- Transit inventory and performance
- Project Descriptions
- Unfunded Priorities/Projects
- Budget, Implementation Plan, and Schedule
- Next Steps

NEXT STEPS

- Project updates to Boards and Commissions (April-May 2022)
- Completion of draft Orange County Transit Plan Update Documentation (April 2022)
- Final Policy Steering Committee Meeting (May 20, 2022)
- Receive PSC comments and feedback (until June 3, 2022)
- Final Orange County Transit Plan Update documentation (6/30/22)
- Orange County Transit Plan Update approval and adoption (Fall 2022)

QUESTIONS & COMMENTS

On behalf of the project team, we thank you for your time and consideration.

Renaissance Planning

Project Manager

Caroline Dwyer, AICP

cdwyer@ciesthatwork.com

919-636-5032 x 401



RENAISSANCE
PLANNING