



TOWN OF CARRBORO • NC



CARRBORO POLICE
DEPARTMENT
QUARTERLY EQUITY REPORT
Q2 2024

CHRIS ATACK
CHIEF OF POLICE

2020 Policy Goals

The Town Council hereby establishes the following policy goals relating to racial equity and public safety:

- Zero Racial And Ethnic Disparities In Motor Vehicle Stops;
- Zero Racial And Ethnic Disparities In Searches Resulting From Motor Vehicle Stops
- Zero Racial And Ethnic Disparities In Citations And Arrests Resulting From Motor Vehicle Stops
- Zero Racial And Ethnic Disparities In Uses Of Force
- Zero Arrests For Low-level Marijuana-related Offenses



2020 Quarterly Report Data Details

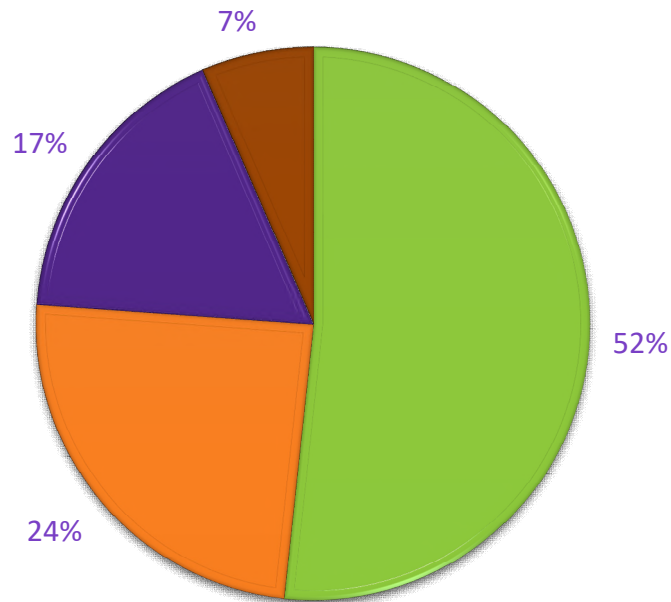
The Town Council directed the manager to reinstate a quarterly reporting system on race and policing matters, beginning in summer 2020. These reports should encompass, but not be limited to:

- Overall stop rates;
- Demographic information;
- Residency tracking;
- Reasons for stops;
- Equipment and regulatory violations;
- Number of searches;
- Types of searches (e.g., consensual, probable cause);
- Number of requests denied for written consent for searches
- Citations;
- Arrests;
- Uses of force;
- Complaints, to the extent publicly disclosable by law



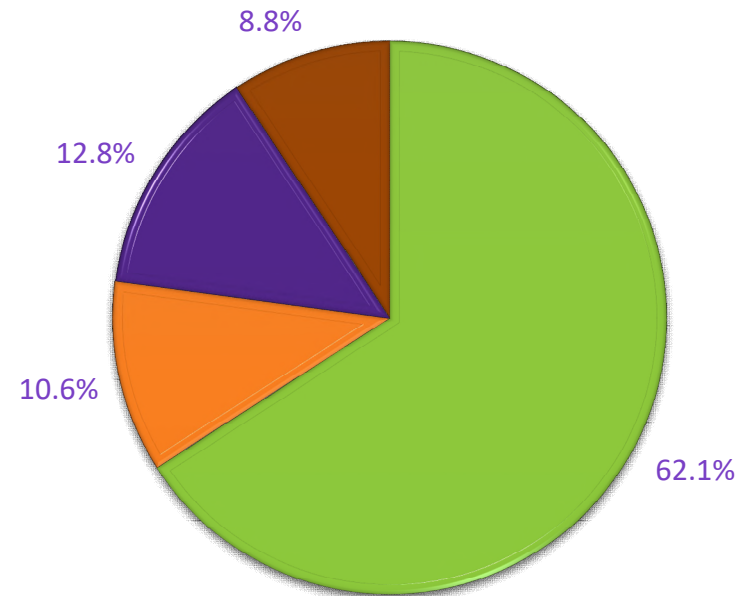
Roadway Demographics

Demographics of Drivers -Traffic Crashes Q2 2023 – Q2 2024



■ Caucasian ■ Black ■ Hispanic ■ Asian

Carrboro Demographics 2020 Census



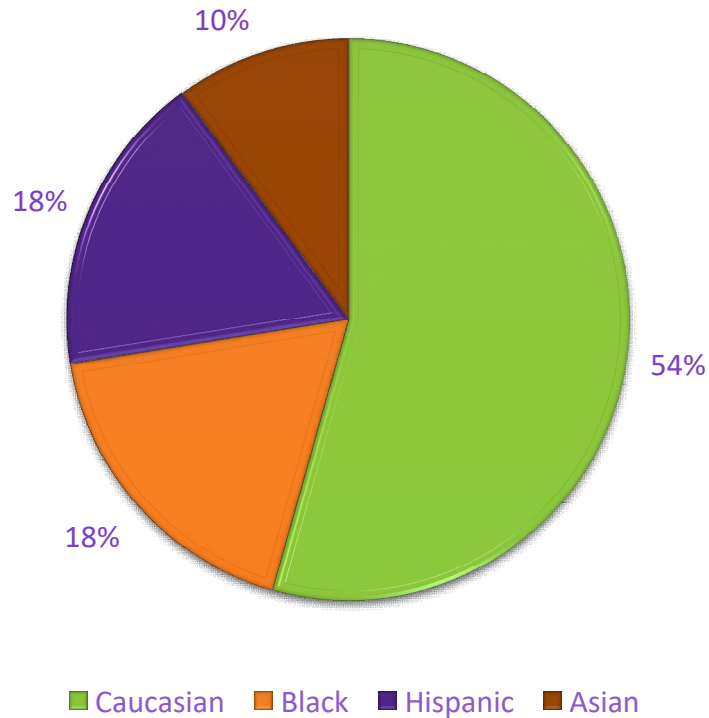
■ Caucasian ■ Black ■ Hispanic ■ Asian



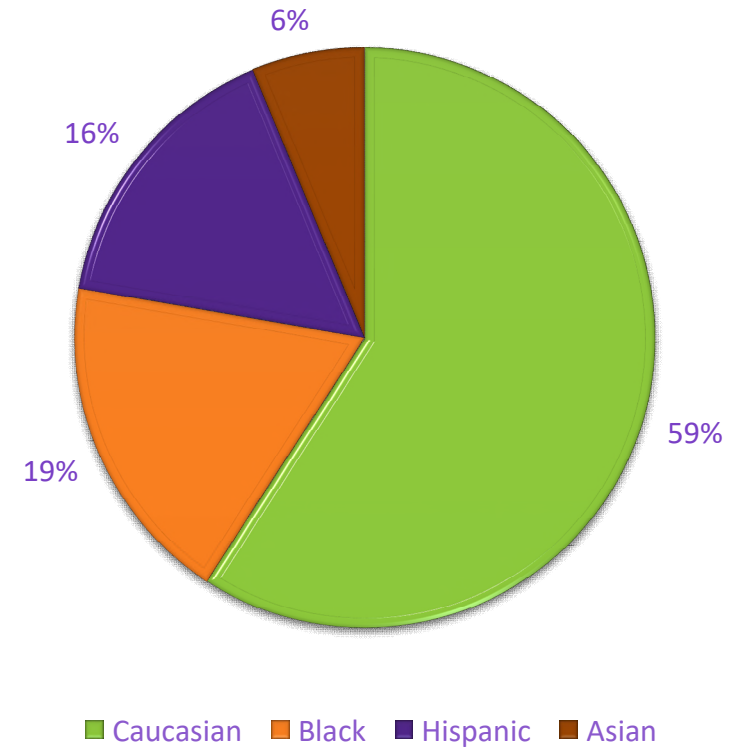
TOWN OF CARRBORO • NC

Roadway Demographics

Demographics of Drivers -Traffic Crashes Q2 2024

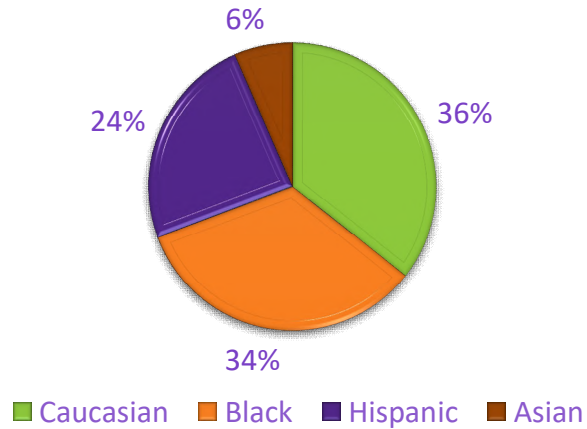


Weighted Roadway Demographics Based on Q2 2024 Traffic Stop Residency



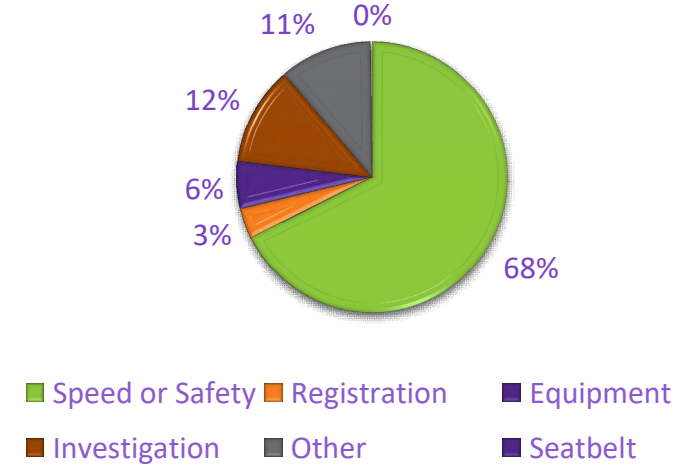
Total Stops Q2 2024

Traffic Stop by Race Q2 2024



Total Stops	Count
Caucasian	159
Black	150
Hispanic	108
Asian	29

Traffic Stop by Stop Q2 2024

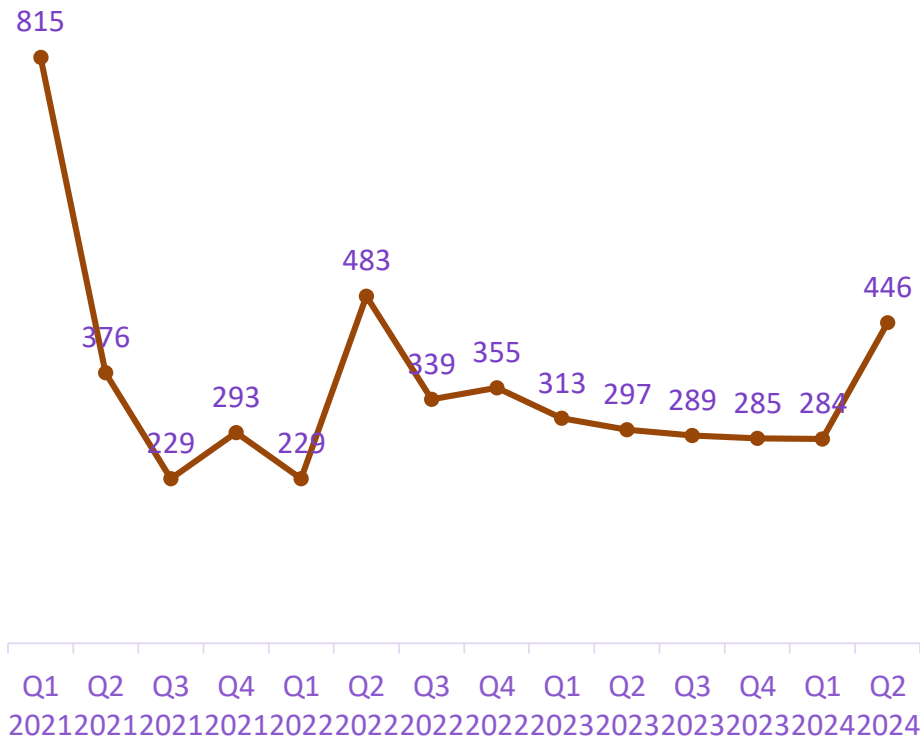


Total Stops by Stop Type	Count
Speed or Safety	302
Registration	16
Equipment	25
Investigation	53
Other	49
Seatbelt	1

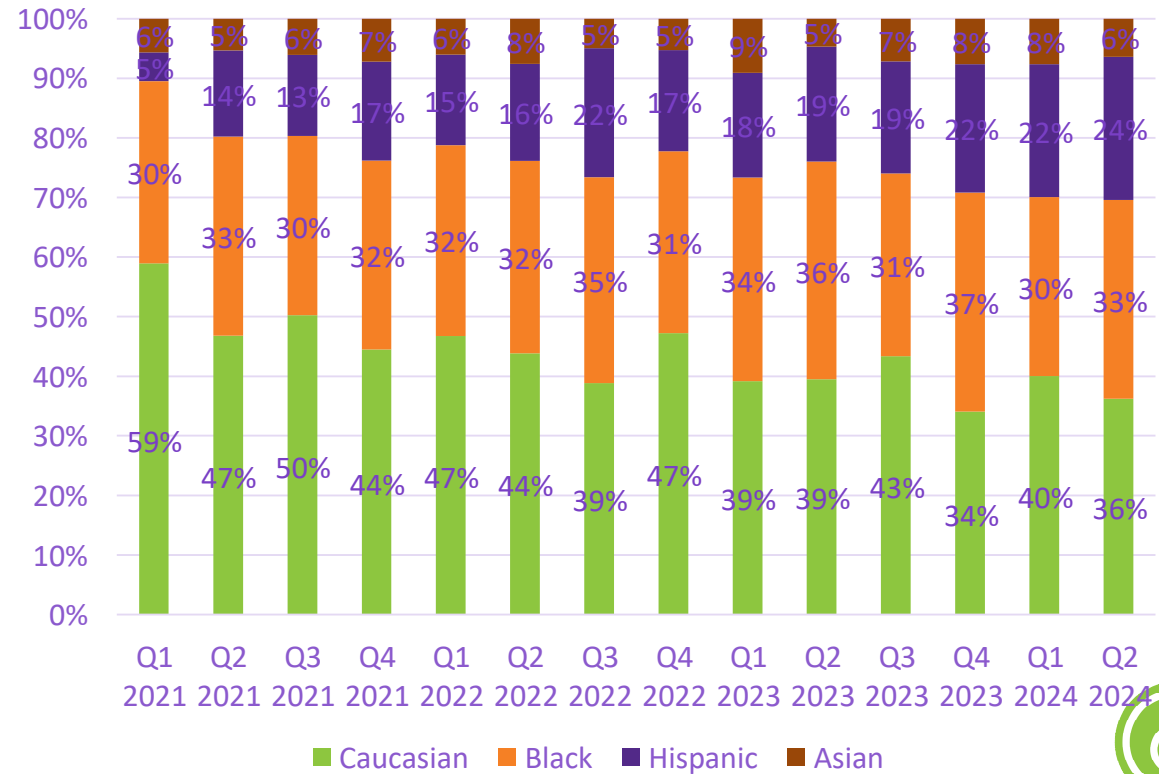


Stop Trends by Quarter

Total Stops by Quarter

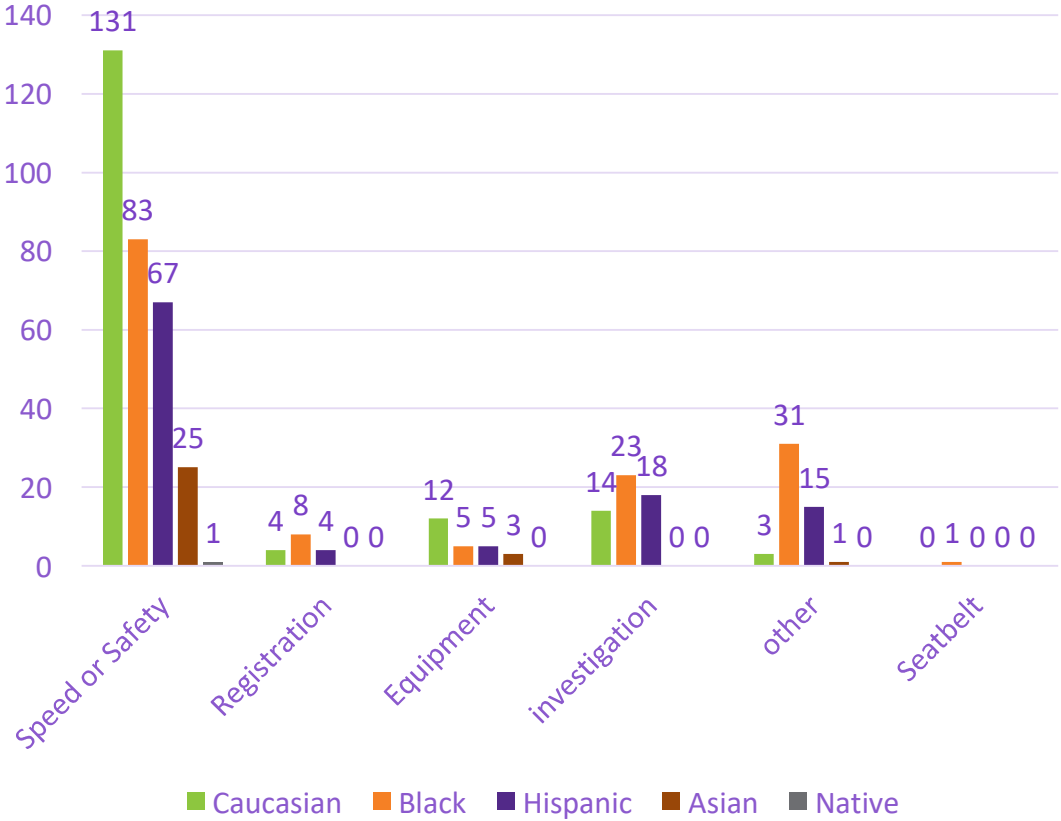


Race Portion of Total Stops by Quarter and Year



Stops by Stop Type

Type of Stop By Demographic
Q2 2024

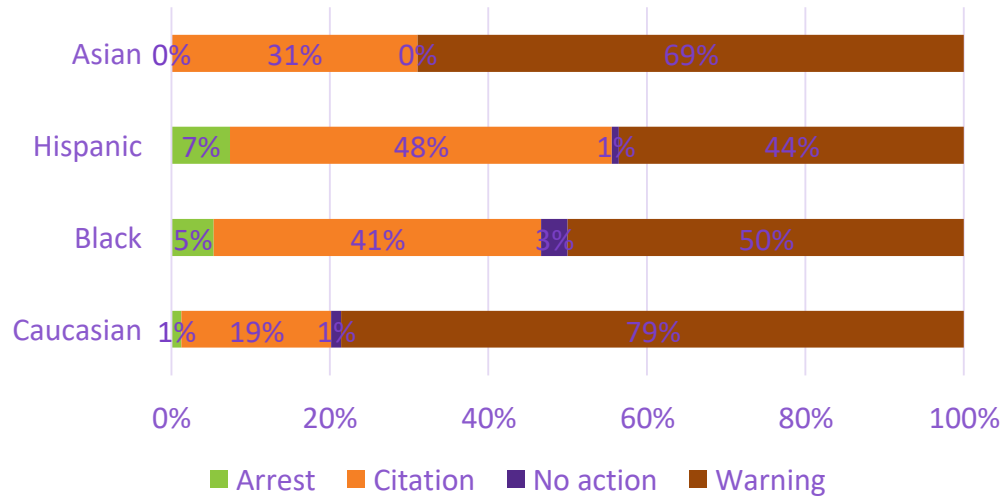


Stop Type	Caucasian	Black	Hispanic	Asian	Native	Total
Speed or Safety	128	83	66	25	0	302
Registration	4	8	4	0	0	16
Equipment	12	5	5	3	0	25
Investigative	12	23	18	0	0	53
Other	3	30	15	1	0	49
Seatbelt	0	1	0	0	0	1
Total	159	150	108	29	0	446



Enforcement Action Q2 2024

Enforcement Action
by Demographic Q2 2024



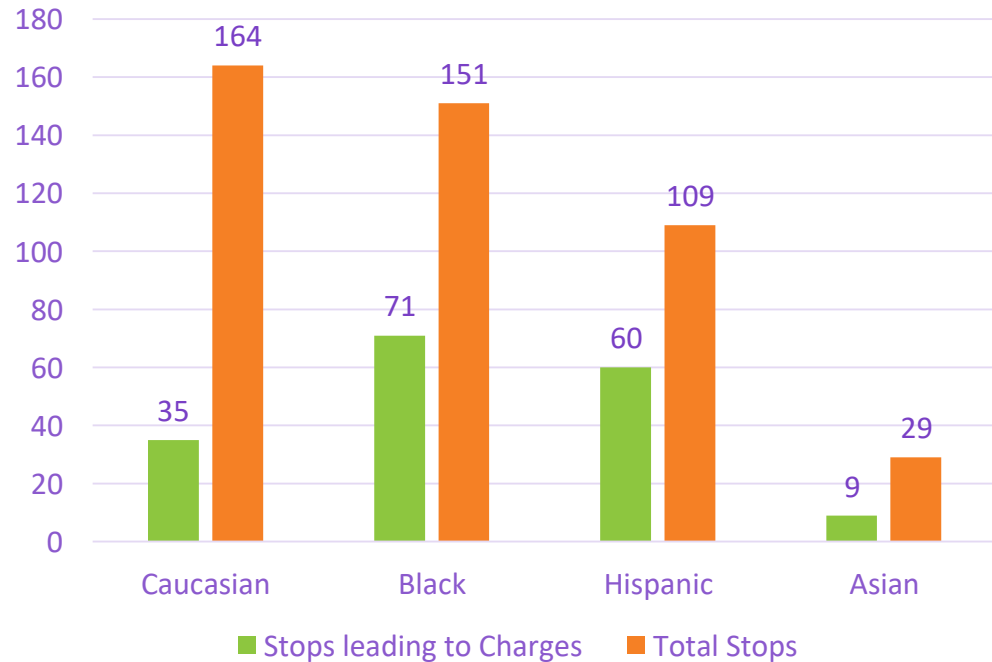
Demographic	ARREST	CITATION	NO ACTION	WARNING
Caucasian	2	30	2	125
Black	8	62	5	75
Hispanic	8	52	1	47
Asian	0	9	0	20



TOWN OF CARRBORO • NC

Enforcement Q2 2024

Traffic Stops Leading to Citation/Arrest
Q2 2024



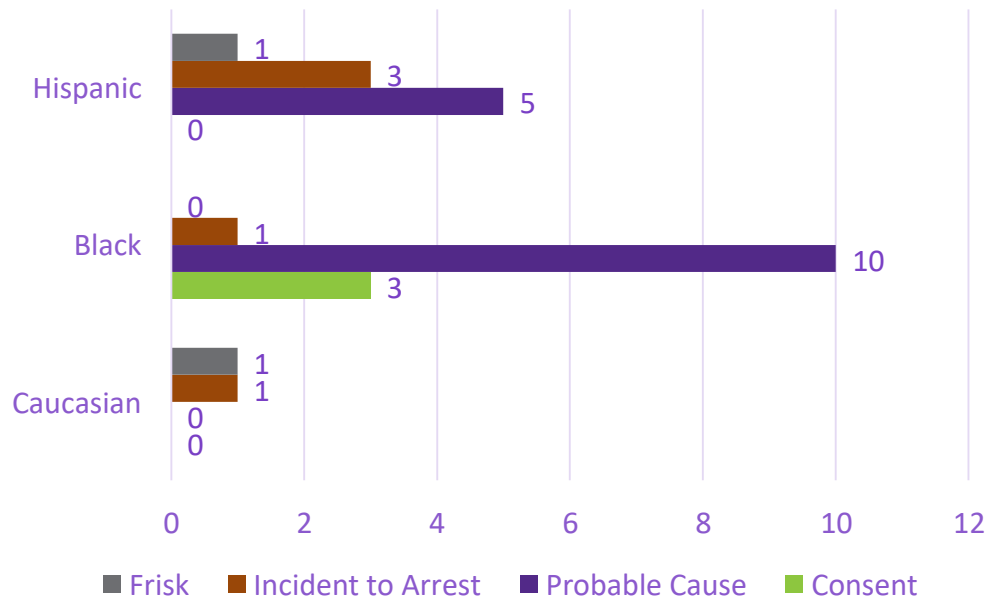
Stop Type	Caucasian	Black	Hispanic	Asian	Native	Total
Speed or Safety	128	83	66	25	0	302
Registration	4	8	4	0	0	16
Equipment	12	5	5	3	0	25
Investigative	12	23	18	0	0	53
Other	3	30	15	1	0	49
Seatbelt	0	1	0	0	0	1
Total	159	150	108	29	0	446



TOWN OF CARRBORO • NC

Searches

Search Type Q2 2024



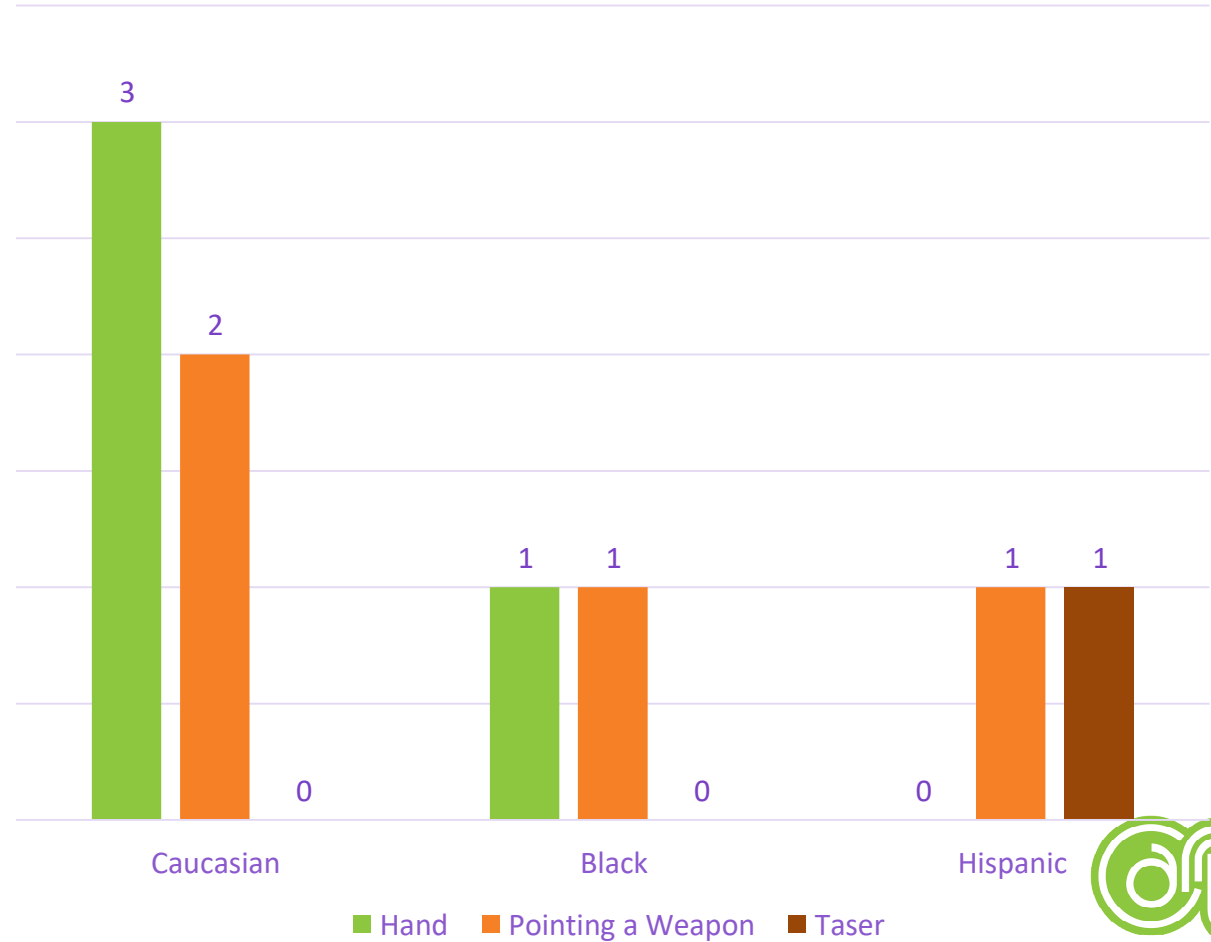
Probable Cause Search, Contraband Found	Drugs	Alcohol	Money	Weapons	Other
Caucasian	0	0	0	0	0
Black	8	2	0	1	2
Hispanic	3	2	0	1	0
Asian	0	0	0	0	0



TOWN OF CARRBORO • NC

Q2 2024 Use of Force

- 9 use of force incidents out of 446 total incident reports, or 2% of reports
- 9 male : 5 Caucasian (21,22,34,38,42), 2 Black (30,43), 2 Hispanic (18,21)



TOWN OF CARRBORO • NC

Citizen Complaints

Q2 2024

Total 1 complaint

- Not Sustained



TOWN OF CARRBORO • NC

Diversion and Deflection (D&D)

- Data tracking started July 1, 2023

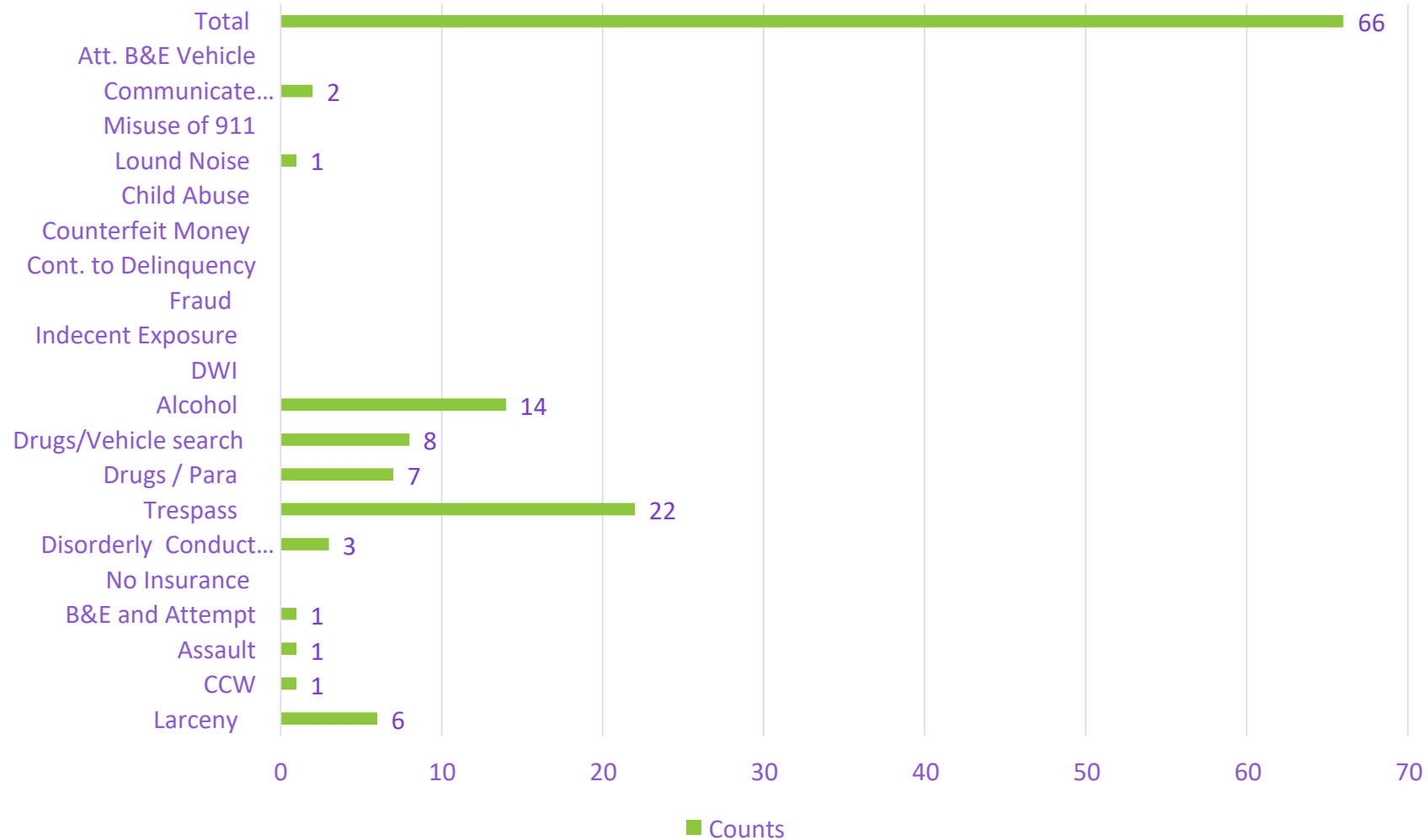
- Tracking any time an officer could charge, but elects not to
 - 66 instances in Q2 2024

- Diversion Social Worker - Started March 2024

- CCDR referral by officers
 - added coding to name bank for CCDR participants

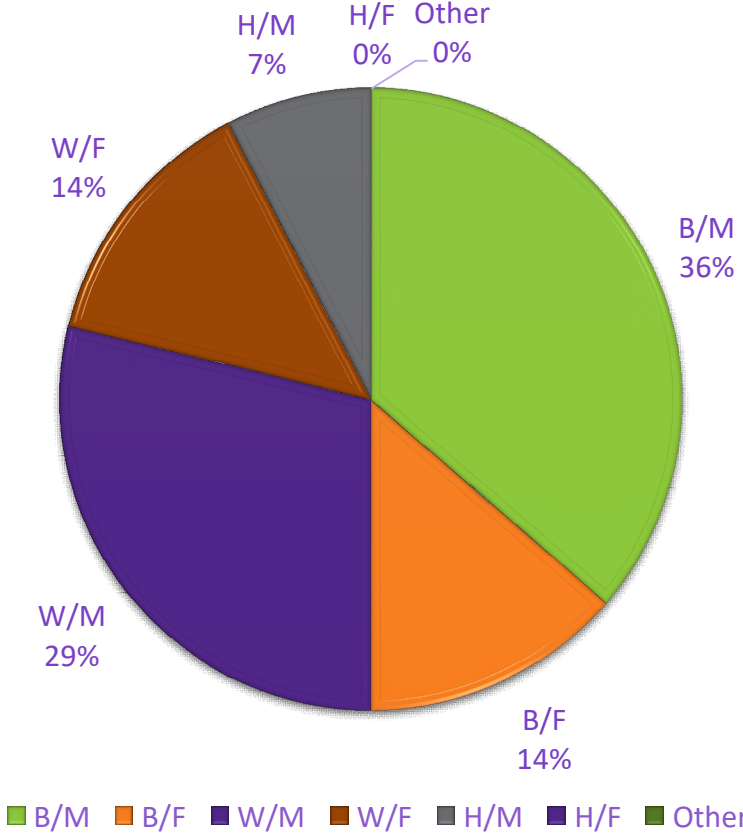


Diversion and Deflection Q2 2024



Diversion and Deflection Q2 2024

Demographic Data for D&D



Key Takeaways

- Safety-related stops are priority and significant majority of overall stops
- Minor registration and equipment stops are prohibited unless a safety hazard is present.
- Approximately 50% of traffic stops end with a warning (verbal or written)
- Probable Cause search rate find is high.
- Complaints are low in number.
- Instances of Use of Force are low (9)
- Diversion & Deflection is being tracked