



# CARRBORO POLICE DEPARTMENT QUARTERLY EQUITY REPORT Q2 2023 & Q3 2023

CHRIS ATTACK  
CHIEF OF POLICE

# 2020 Policy Goals

**The Town Council hereby establishes the following policy goals relating to racial equity and public safety:**

- Zero Racial And Ethnic Disparities In Motor Vehicle Stops;
- Zero Racial And Ethnic Disparities In Searches Resulting From Motor Vehicle Stops
- Zero Racial And Ethnic Disparities In Citations And Arrests Resulting From Motor Vehicle Stops
- Zero Racial And Ethnic Disparities In Uses Of Force
- Zero Arrests For Low-level Marijuana-related Offenses

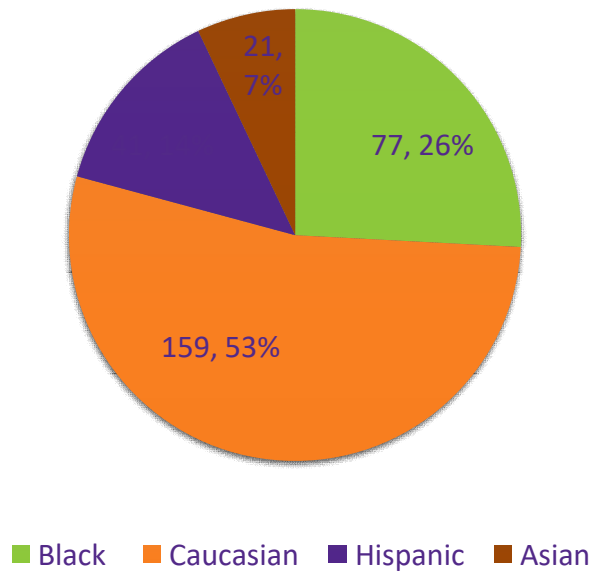
# 2020 Quarterly Report Data Details

The Town Council directed the manager to reinstate a quarterly reporting system on race and policing matters, beginning in summer 2020. These reports should encompass, but not be limited to:

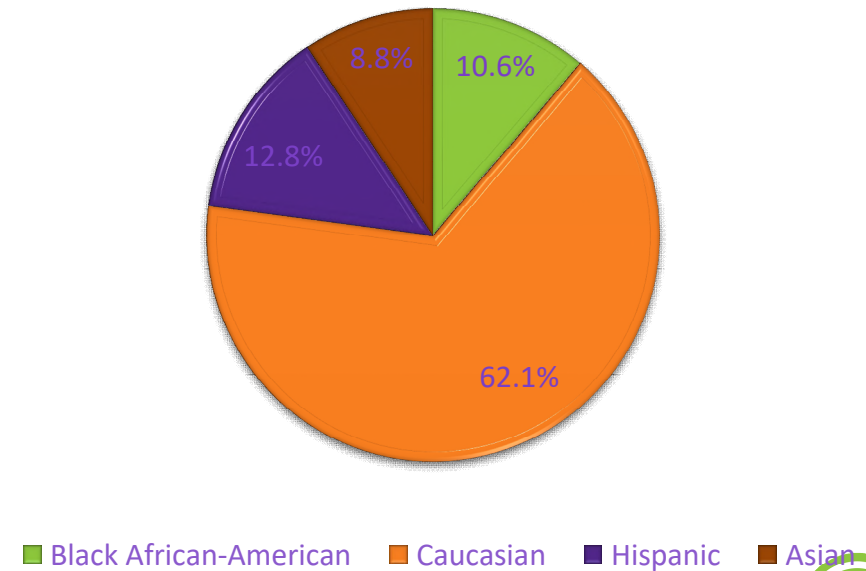
- Overall stop rates;
- Demographic information;
- Residency tracking;
- Reasons for stops;
- Equipment and regulatory violations;
- Number of searches;
- Types of searches (e.g., consensual, probable cause);
- Number of requests denied for written consent for searches
- Citations;
- Arrests;
- Uses of force;
- Complaints, to the extent publicly disclosable by law

# Roadway Demographics

Demographics of Drivers -Traffic Crashes  
Q2 2023 – Q1 2024

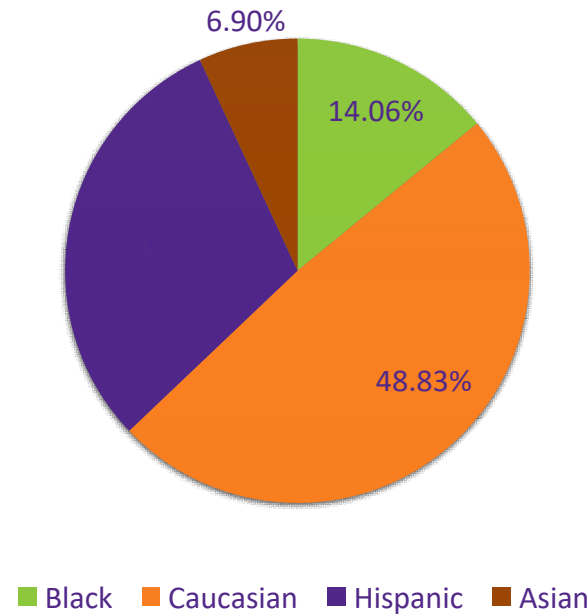


Carrboro Demographics  
2020 Census



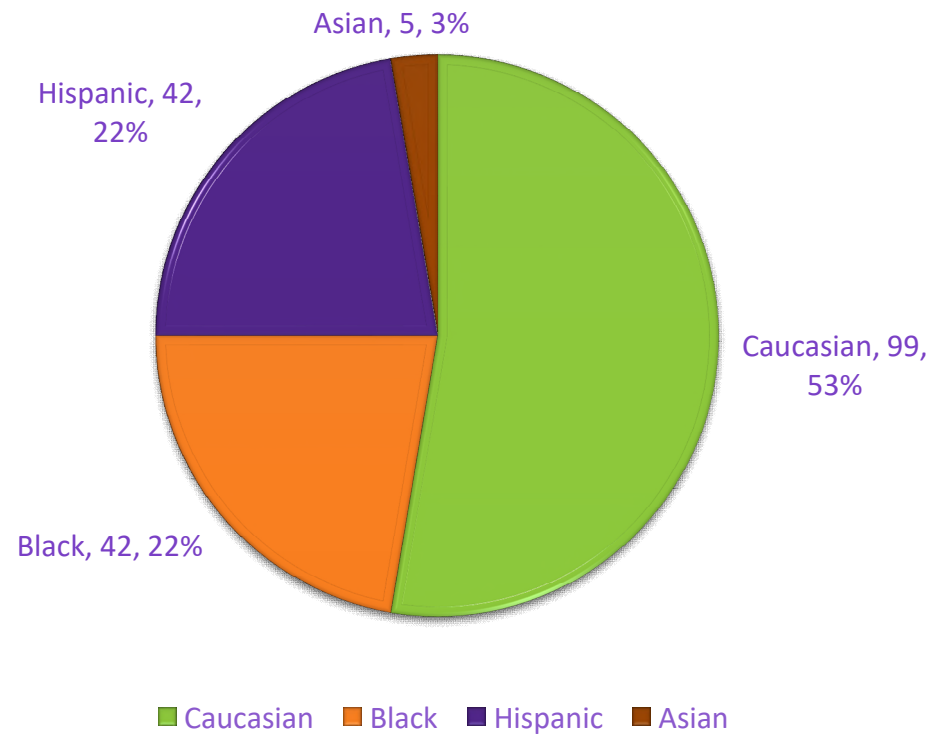
# Roadway Demographics

Weighted Roadway Demographics Based on Q2  
2023 Traffic Stop Residency

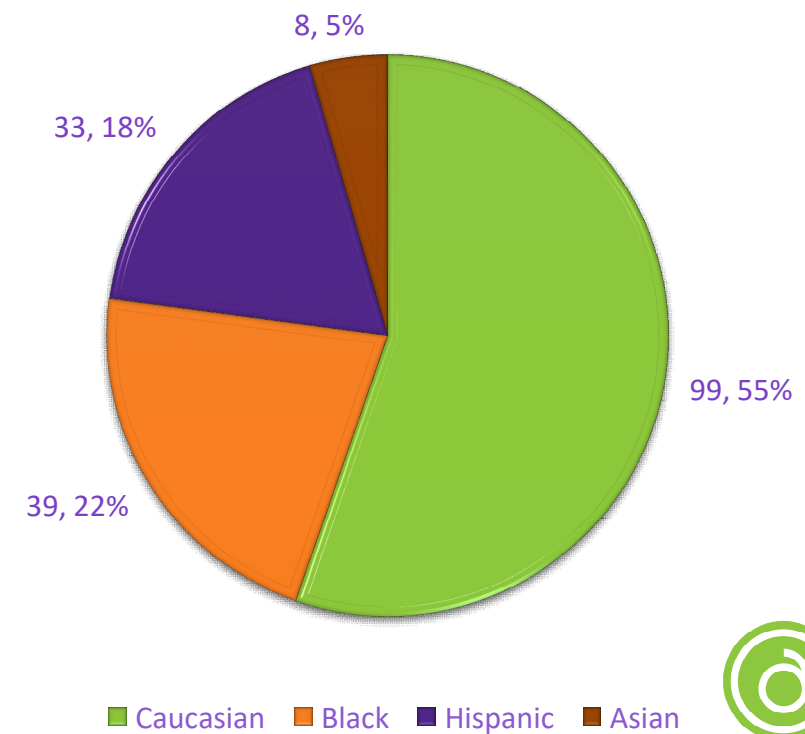


# Roadway Demographics

## Demographics of Drivers -Traffic Crashes Q2 2023

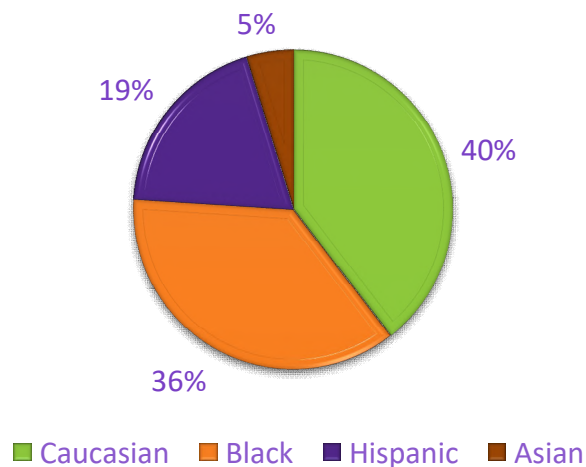


## Demographics of Drivers -Traffic Crashes Q3 2023



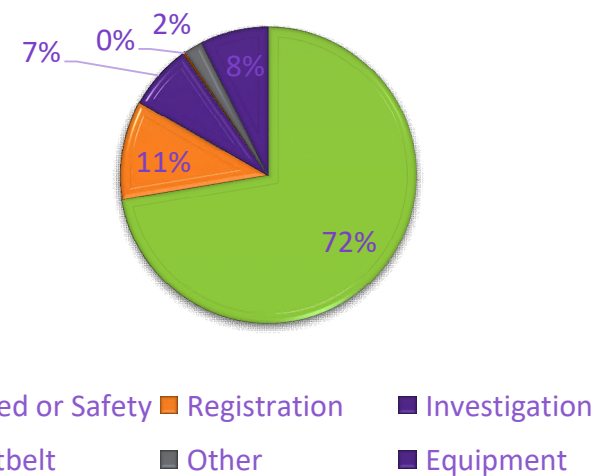
# Total Stops Q2 2023

## Traffic Stop by Race Q2 2023



Total Stops	Count
Caucasian	117
Black	108
Hispanic	57
Asian	14

## Traffic Stop by Stop Q2 2023



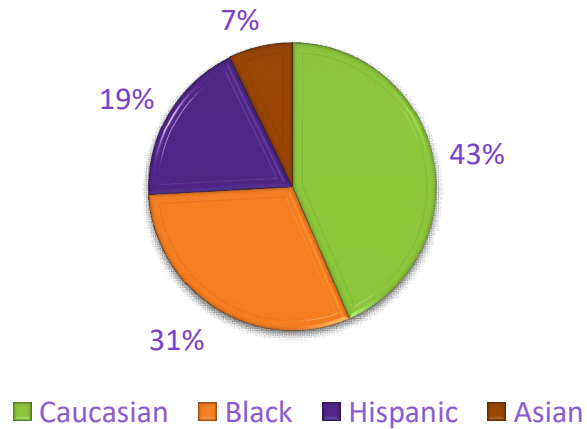
Total Stops by Stop Type	Count
Speed or Safety	215
Registration	32
Investigative	21
Equipment	22
Other	6
Seatbelt	1



RRBORO • NC

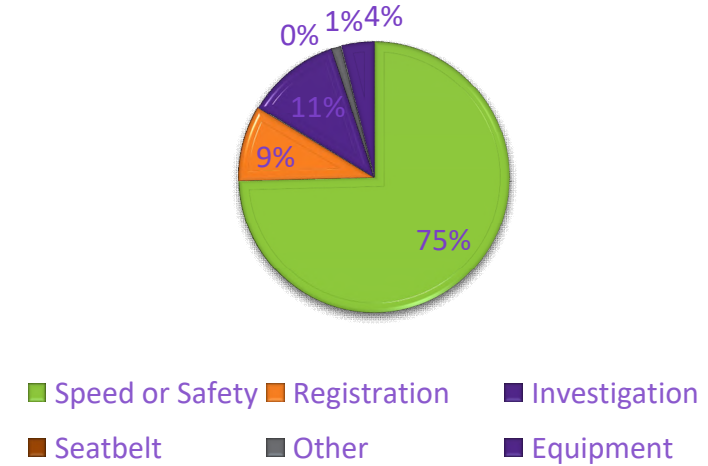
# Total Stops Q3 2023

## Traffic Stop by Race Q3 2023



Total Stops	Count
Caucasian	128
Black	90
Hispanic	55
Asian	21

## Traffic Stop by Stop Q3 2023



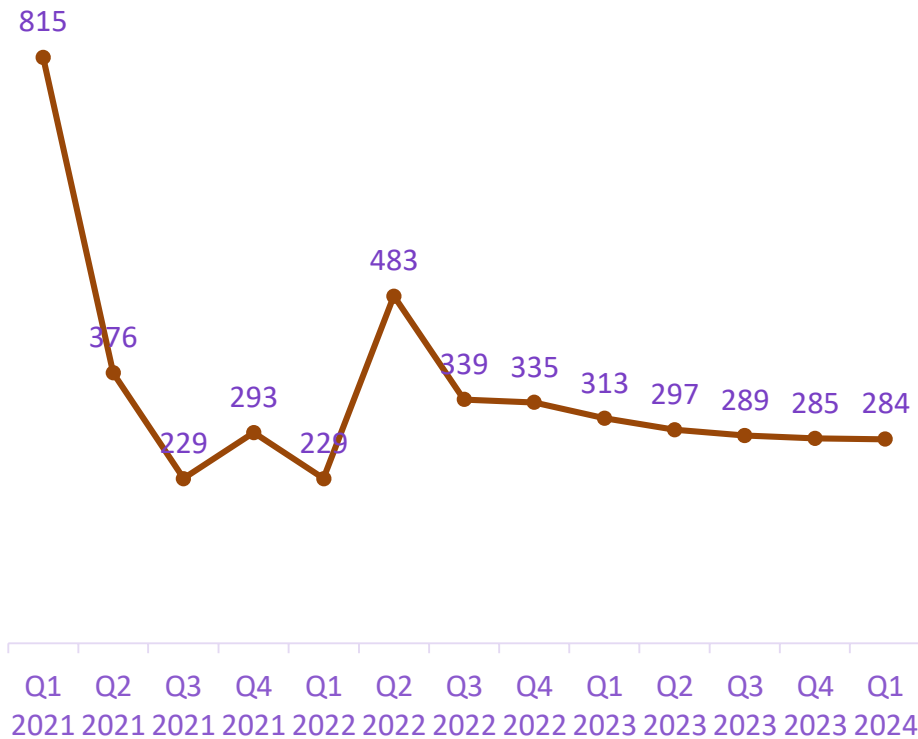
Total Stops by Stop Type	Count
Speed or Safety	224
Registration	23
Investigative	29
Equipment	10
Other	3
Seatbelt	0



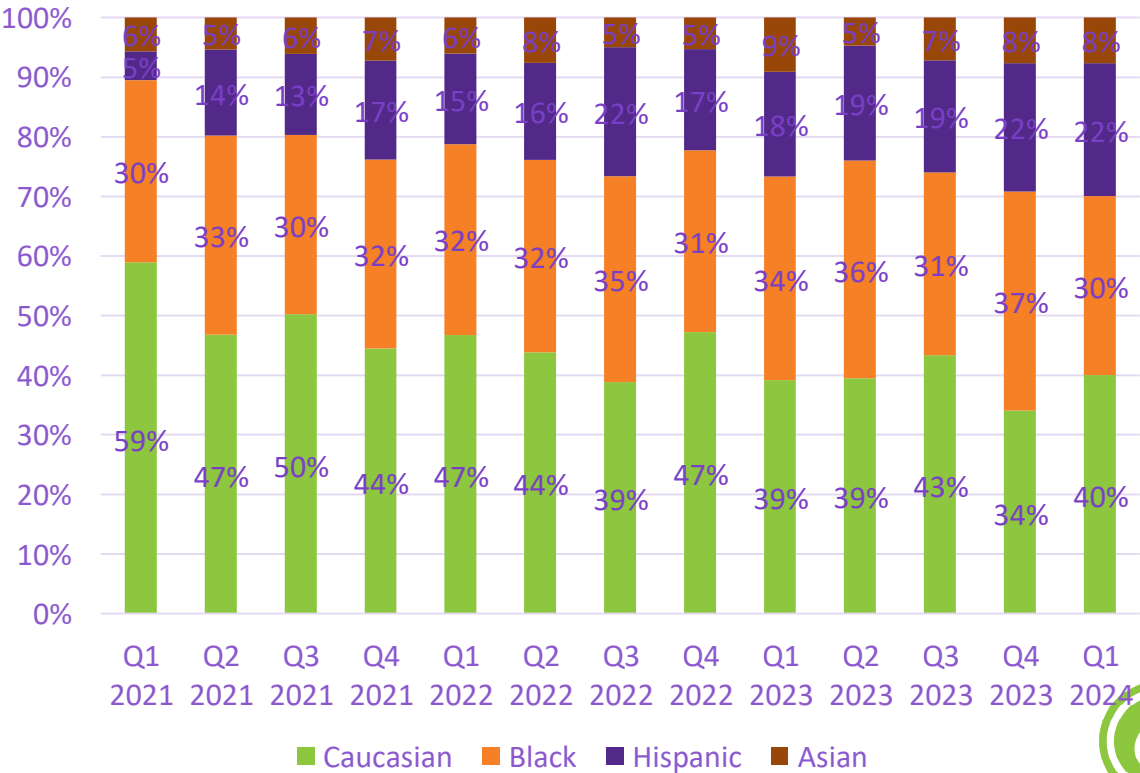


# Stop Trends by Quarter

Total Stops by Quarter



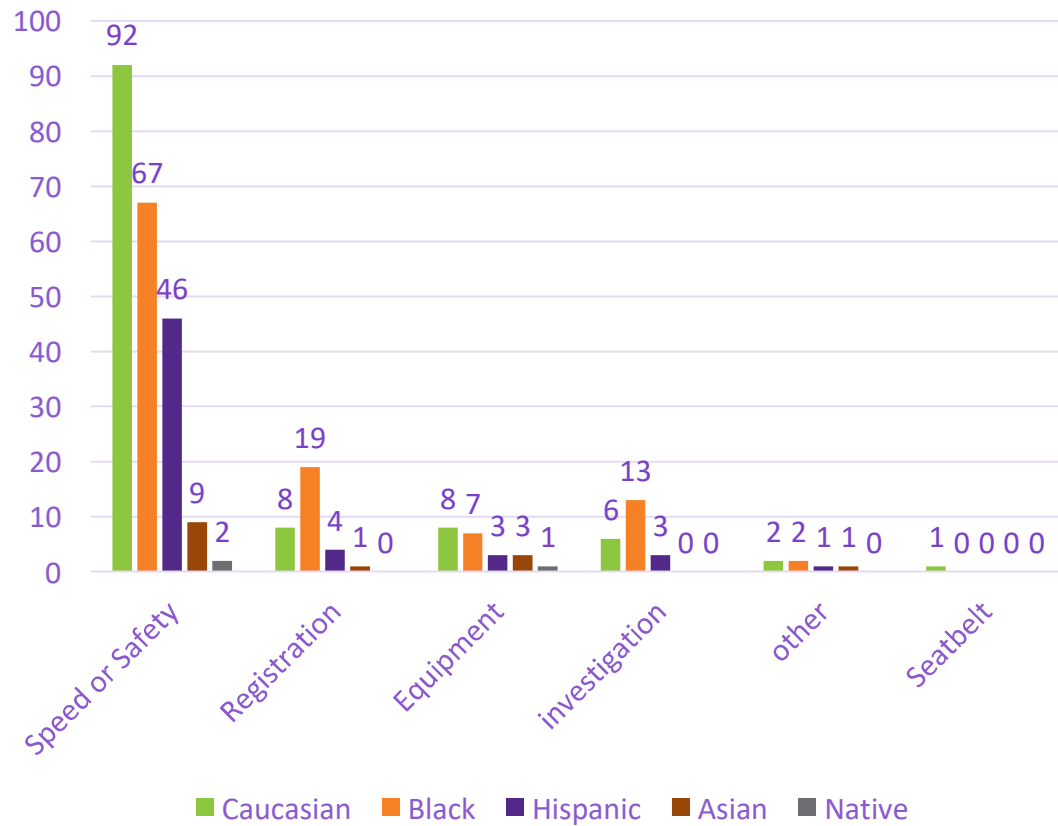
Race Portion of Total Stops  
by Quarter and Year



TOWN OF CARRBORO • NC

# Stops by Stop Type

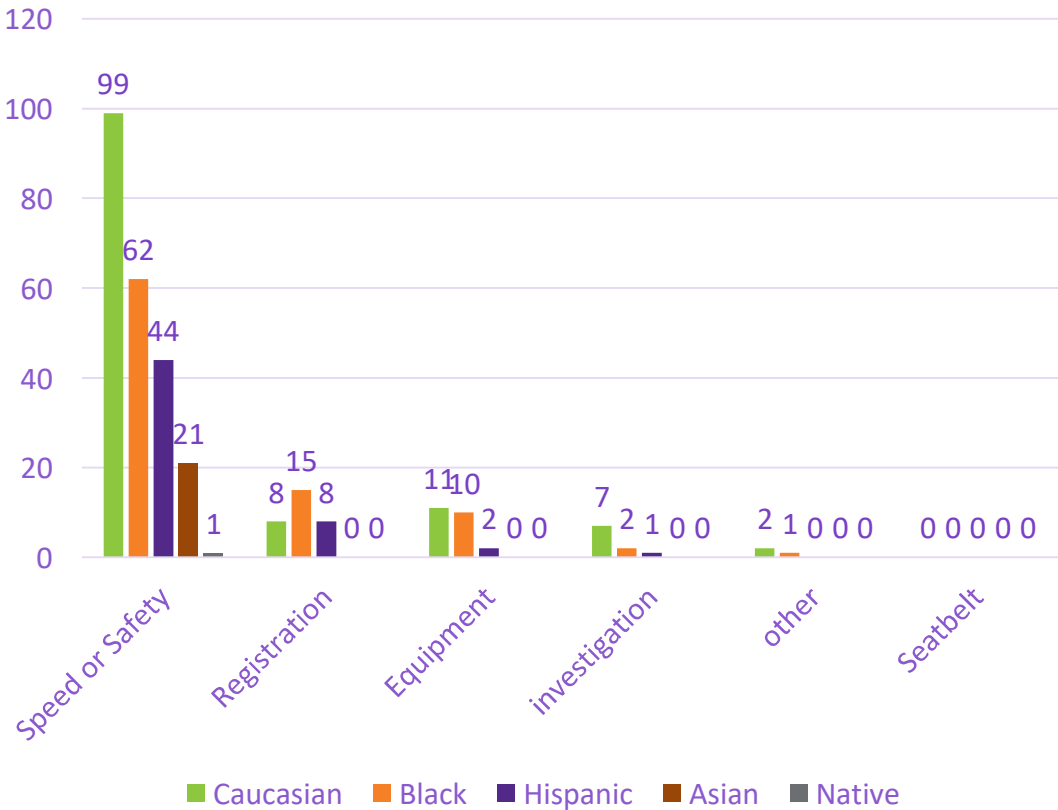
Type of Stop By Demographic  
Q2 2023



Stop Type	Caucasian	Black	Hispanic	Asian	Native	Total
Speed or Safety	92	67	46	9	2	216
Registration	8	19	4	1	0	32
Equipment	8	7	3	3	1	22
Investigative	6	13	3	0	0	22
Other	2	2	1	1	0	6
Seatbelt	1	0	0	0	0	1
Total	117	108	57	14	3	299

# Stops by Stop Type

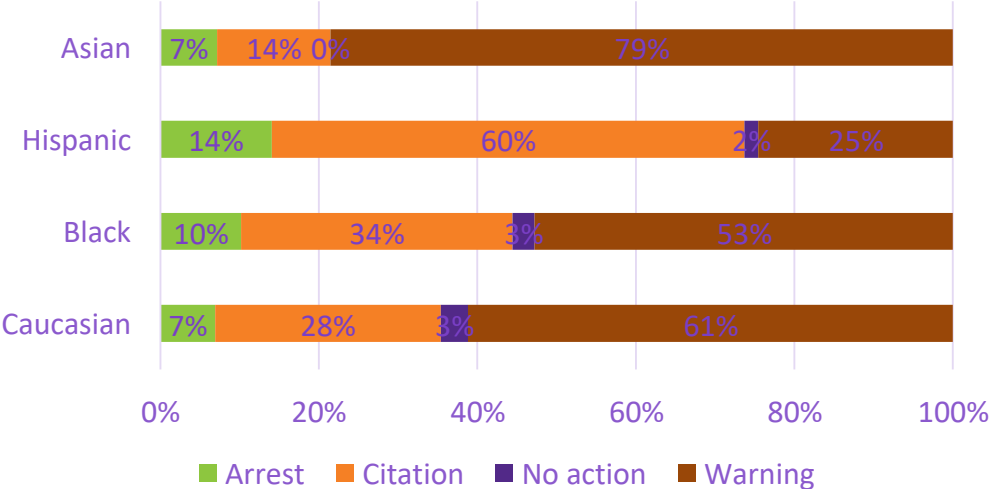
Type of Stop By Demographic  
Q3 2023



Stop Type	Caucasian	Black	Hispanic	Asian	Native	Total
Speed or Safety	99	62	44	21	1	227
Registration	8	15	8	0	0	31
Equipment	11	10	2	0	0	23
Investigative	7	2	1	0	0	10
Other	2	1	0	0	0	3
Seatbelt	0	0	0	0	0	0
Total	127	90	55	21	1	294

# Enforcement Action Q2 2023

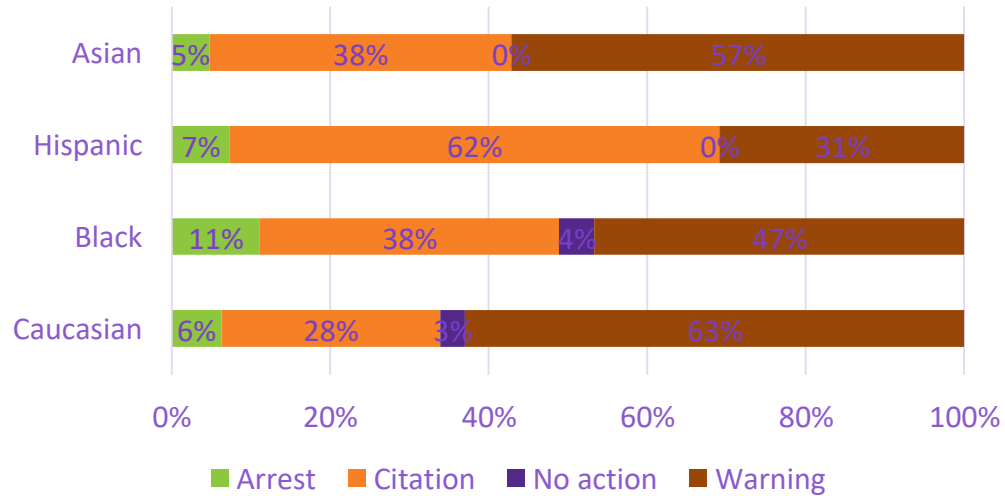
Enforcement Action by Demographic Q2 2023



Demographic	ARREST	CITATION	NO ACTION	WARNING
Caucasian	8	33	4	71
Black	11	37	3	57
Hispanic	8	34	1	14
Asian	1	2	0	11

# Enforcement Action Q3 2023

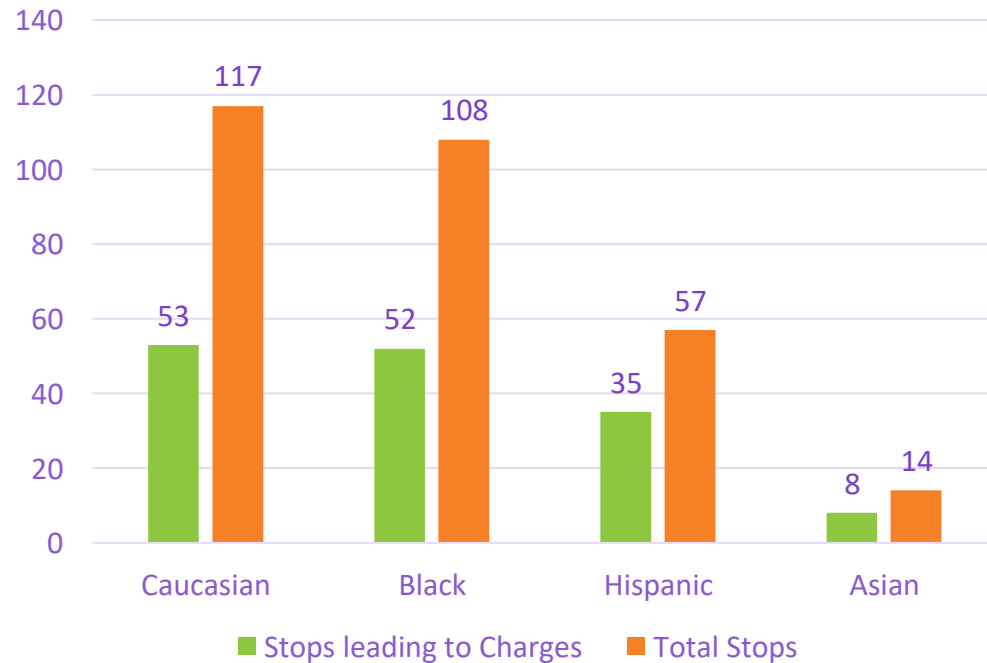
Enforcement Action by Demographic Q3 2023



Demographic	ARREST	CITATION	NO ACTION	WARNING
Caucasian	8	35	4	80
Black	10	34	4	42
Hispanic	4	34	0	17
Asian	1	8	0	12

# Enforcement Q2 2023

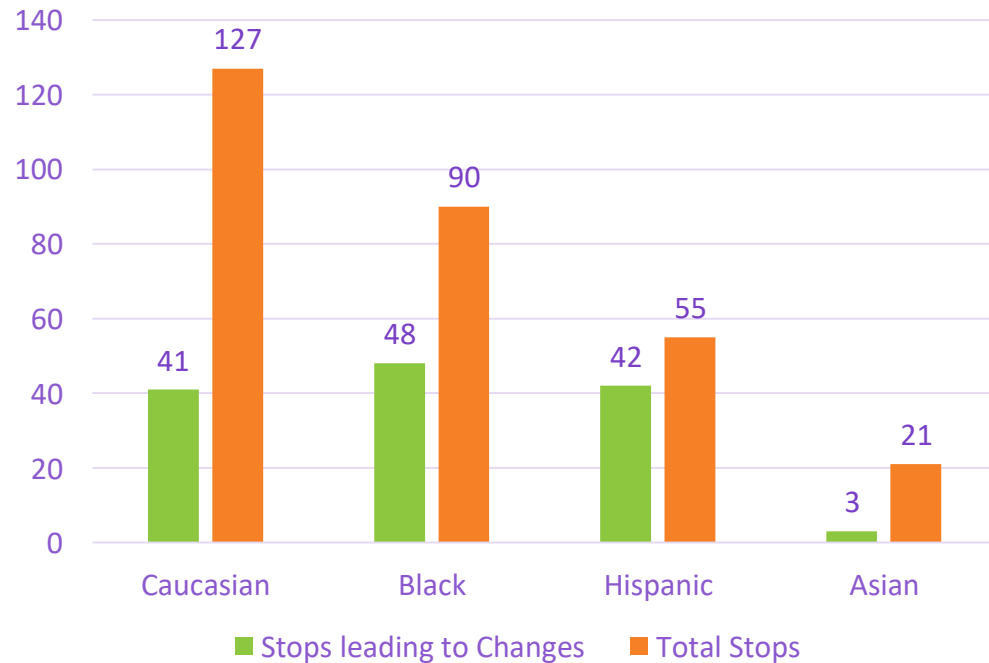
Traffic Stops Leading to Citation/Arrest  
Q2 2023



Stop Type	Caucasian	Black	Hispanic	Asian	Native	Total
Speed or Safety	92	67	46	9	2	216
Registration	8	19	4	1	0	32
Equipment	8	7	3	3	1	22
Investigative	6	13	3	0	0	22
Other	2	2	1	1	0	6
Seatbelt	1	0	0	0	0	1
Total	117	108	57	14	3	299

# Enforcement Q3 2023

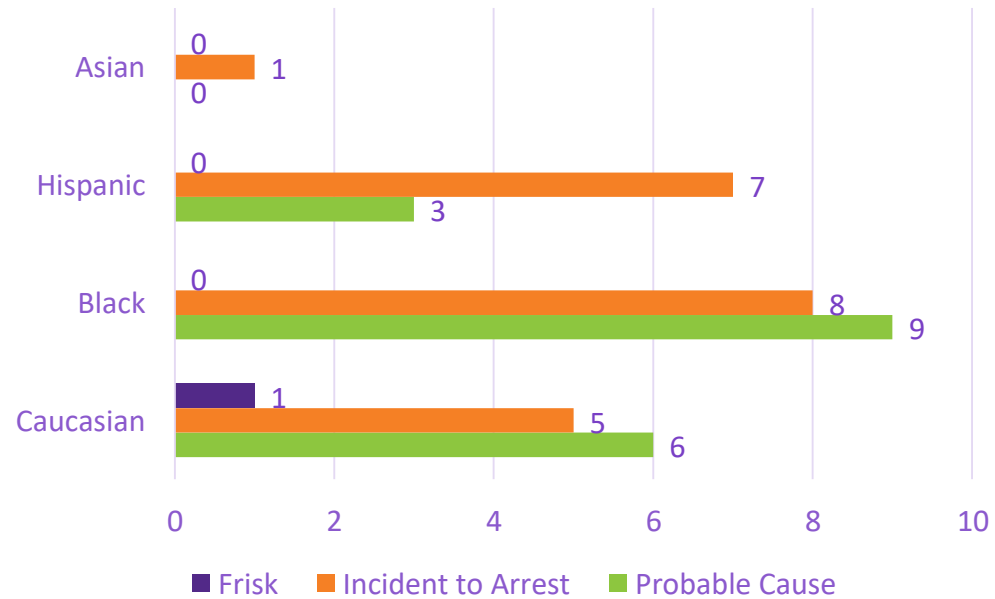
Traffic Stops Leading to Citation/Arrest  
Q3 2023



Stop Type	Caucasian	Black	Hispanic	Asian	Native	Total
Speed or Safety	99	62	44	21	1	227
Registration	8	15	8	0	0	31
Equipment	11	10	2	0	0	23
Investigative	7	2	1	0	0	10
Other	2	1	0	0	0	3
Seatbelt	0	0	0	0	0	0
Total	127	90	55	21	1	294

# Searches

Search Type Q2 2023

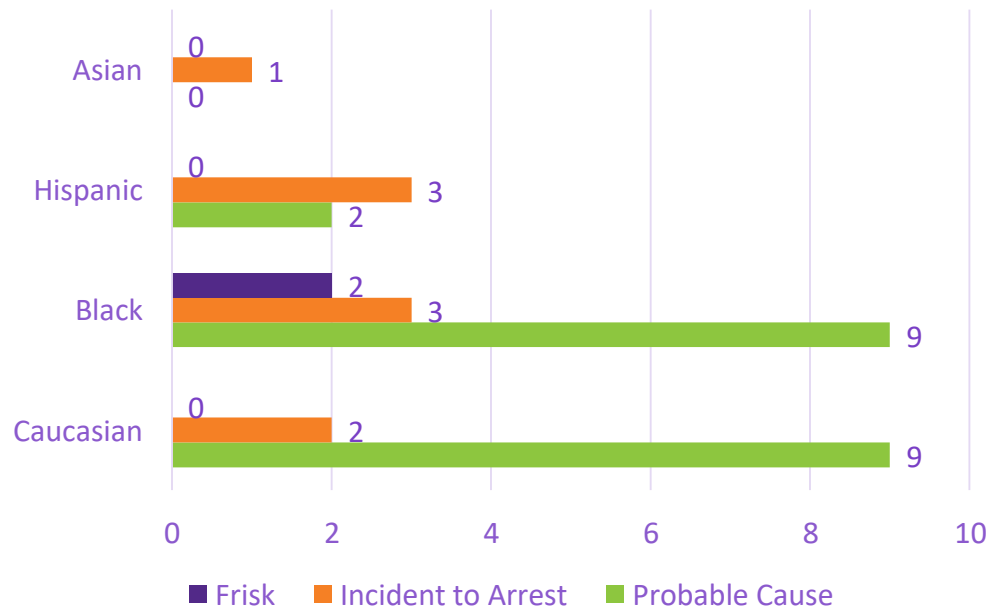


Probable Cause Search, Contraband Found	Drugs	Alcohol	Money	Weapons	Other
Black	6	2	1	2	2
Caucasian	3	2	0	1	0
Hispanic	2	4	0	0	0
Asian	0	0	0	0	1



# Searches

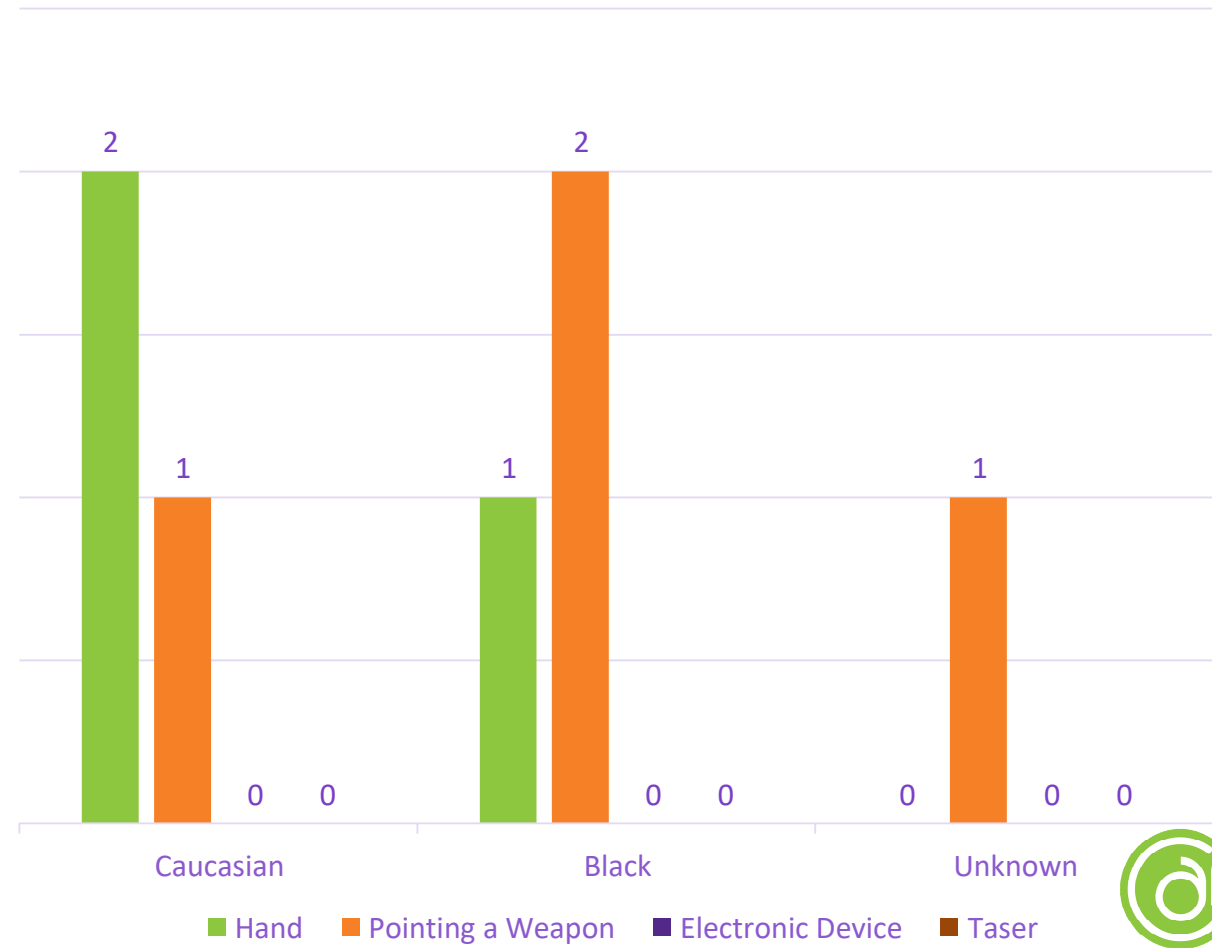
Search Type Q3 2023



Probable Cause Search, Contraband Found	Drugs	Alcohol	Money	Weapons	Other
Black	7	0	0	0	5
Caucasian	4	0	0	1	4
Hispanic	0	1	0	1	0
Asian	0	0	0	0	0

# Q2 2023 Use of Force

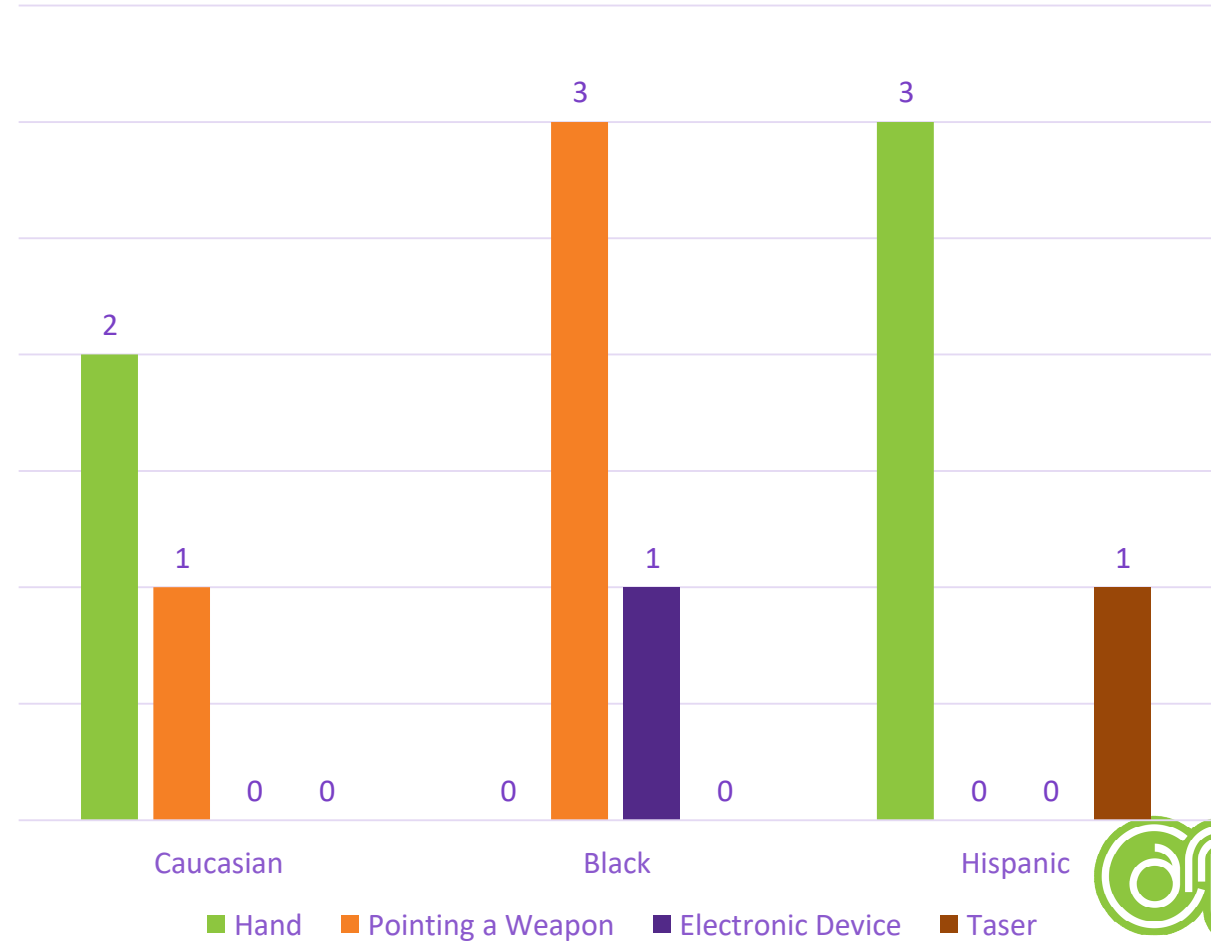
- 7 use of force incidents out of 297 total incident reports, or 2.3% of reports
- All individuals were male and above the age of 30



TOWN OF CARRBORO • NC

# Q3 2023 Use of Force

- 11 use of force incidents out of 289 total incident reports, or 3.8% of reports
- 2 female : 1 Black and 1 Caucasian (over 30)
- 9 male : 1(17 years), 4(20's) and 4(over 30)



TOWN OF CARRBORO • NC

# Citizen Complaints

## Q2 2023

Total 3 complaints

- Type : 2 Unfounded and 1 Not Sustained

## Q3 2023

Total 6 complaints

- Type : 3 Sustained, 2 Unfounded, 1 Proper Conduct



# Diversion and Deflection (D&D)

- Data tracking started July 1, 2023

  - Tracking any time an officer could charge, but elects not to

  - 48 instances in Q3 2023

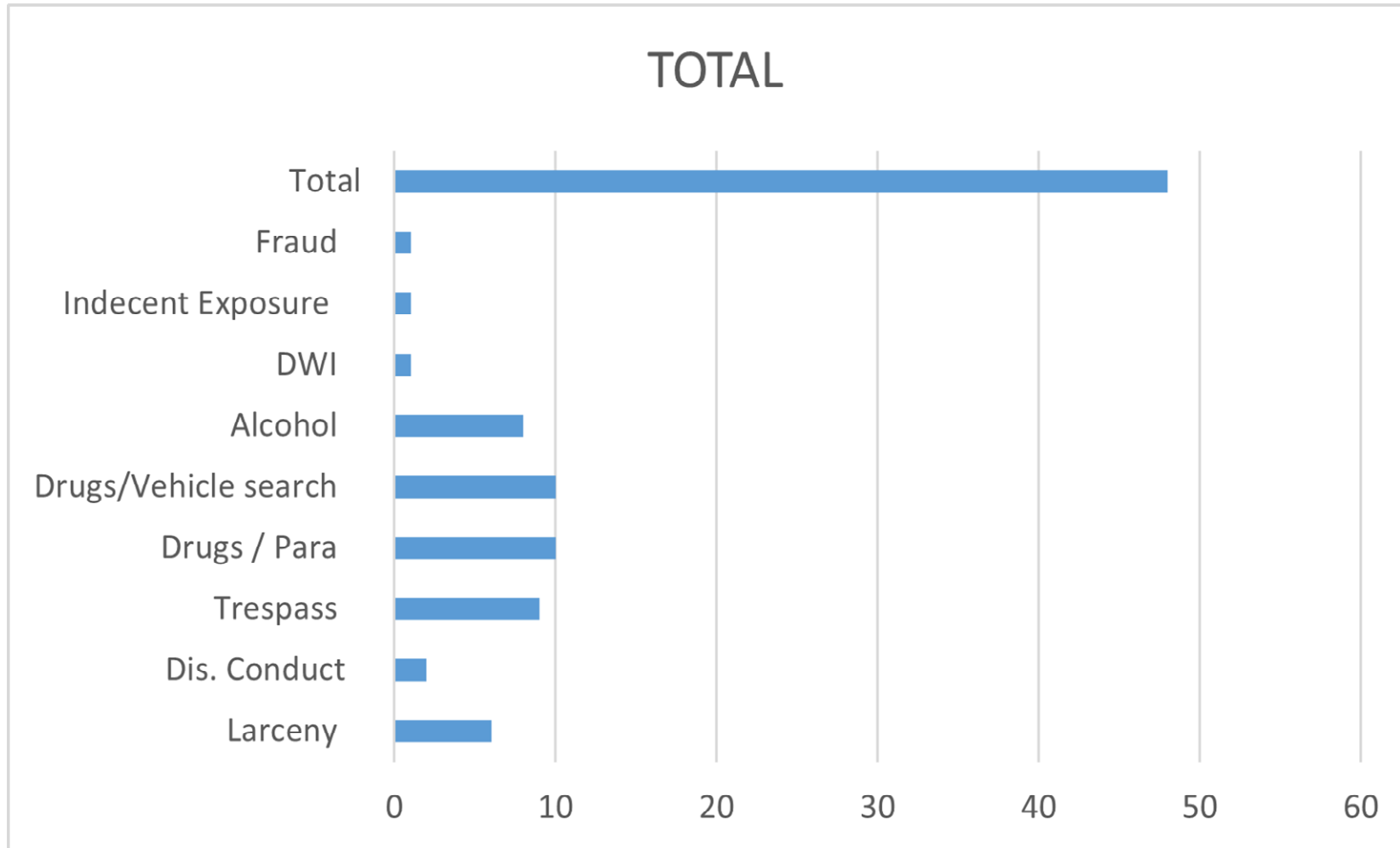
  - long standing practice, but never tracked

- Diversion Social Worker - Started March 2024

  - CCDR referral by officers

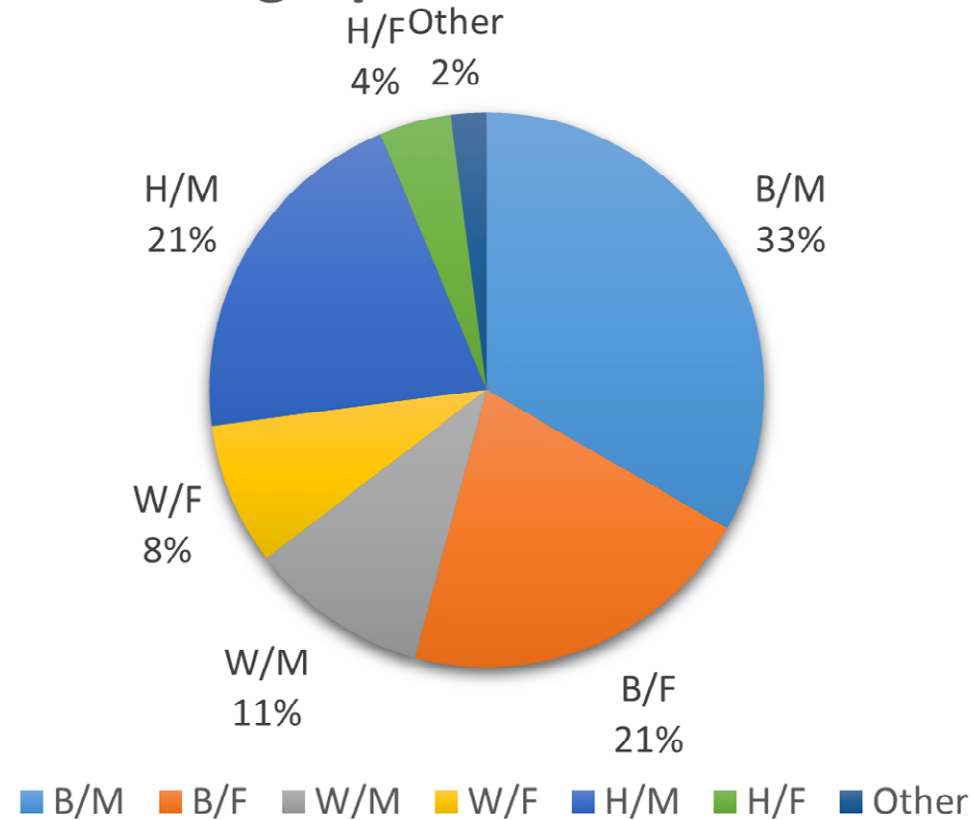
  - added coding to name bank for CCDR participants

# Diversion and Deflection Q3 2023



# Diversion and Deflection Q3 2023

**Demographic Data for D&D**



# Key Takeaways

- Safety-related stops are priority and significant majority of overall stops
- Minor registration and equipment stops are prohibited unless a safety hazard is present.
- Over 50% of traffic stops end with a warning (verbal or written)
- Probable Cause search rate find is high.
- Complaints are low in number.
- Instances of Use of Force are low (7 & 11)
- Diversion & Deflection is being tracked