



Carrboro Police Department Traffic Stop Data

Q4 2022 (10/01-12/31)

Q1 2023 (01/01-03/31)

2020 Policy Goals

The Town Council hereby establishes the following policy goals relating to racial equity and public safety:

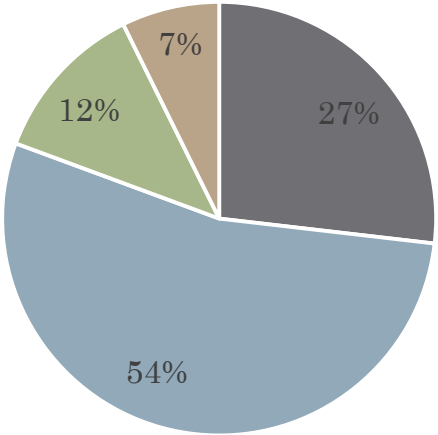
- zero racial and ethnic disparities in motor vehicle stops;
- zero racial and ethnic disparities in searches resulting from motor vehicle stops;
- zero racial and ethnic disparities in citations and arrests resulting from motor vehicle stops;
- zero racial and ethnic disparities in uses of force; and
- zero arrests for low-level marijuana-related offenses.

2020 Quarterly Report Data Details

- Consistent with recommendations and responses from the Coalition, the Town Council asks the manager to resume in summer 2020 providing quarterly “race and policing reports,” including but not limited to:
 - Overall stop rates;
 - Demographic information;
 - Residency tracking;
 - Reasons for stops;
 - Equipment and regulatory violations;
 - Number of searches;
 - Types of searches (e.g., consensual, probable cause);
 - Number of requests denied for written consent for searches;
 - Citations;
 - Arrests;
 - Uses of force;
 - Complaints, to the extent publicly disclosable by law.

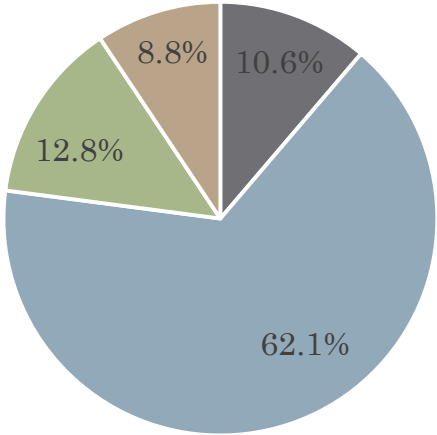
Roadway and Town Composition

Demographics of Drivers
Traffic Crashes Q4 2022-Q1 2023



■ Black African-American ■ Caucasian ■ Hispanic ■ Asian

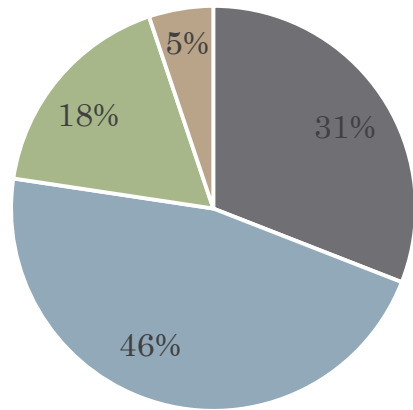
Carrboro Demographics
2020 Census



■ Black African-American ■ Caucasian ■ Hispanic ■ Asian

Total Stops Q4 2022

Total Traffic Stops Q4 2022

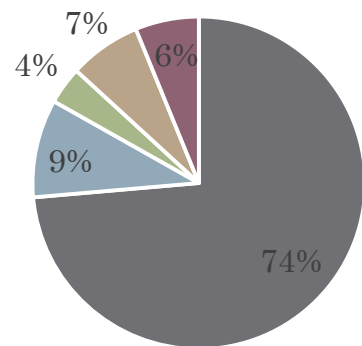


■ Black-African American ■ Caucasian ■ Hispanic ■ Asian

Total Stops Q4 2022	Stops
Caucasian	162
Black-African American	108
Hispanic	61
Asian	18
Total	349

Stop by Type Q4 2022

Stops by Type Q4 2022



- Speed or Safety
- Registration
- Other
- Investigative
- Equipment

Total stops by stop type	Count
Speed or Safety	262
Registration	34
Investigative	1
Equipment	13
Other	25
Seatbelt	22

Traffic Enforcement Policy Details

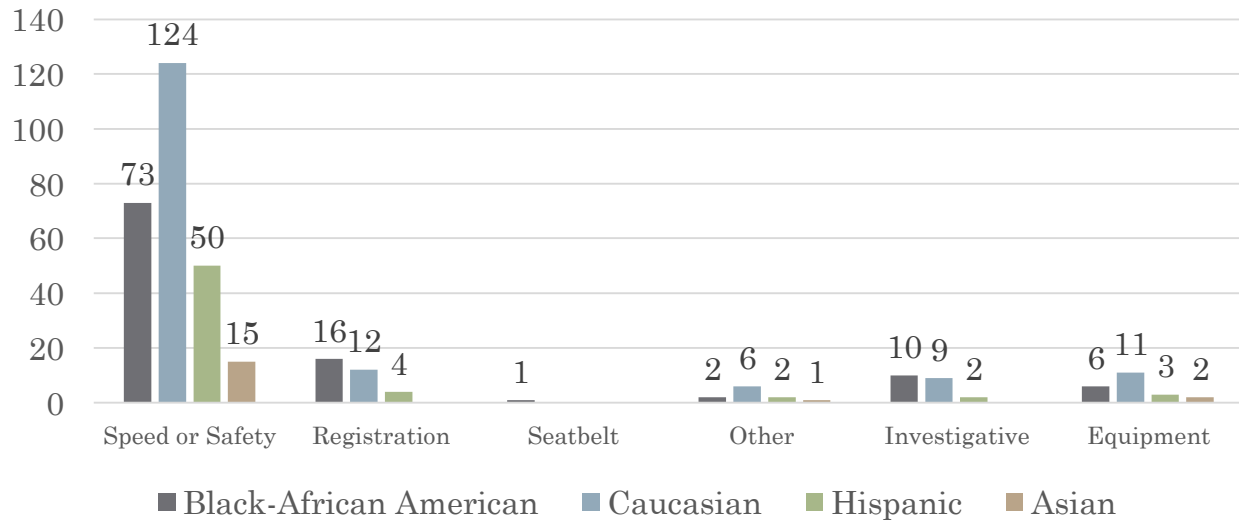
- Overall focus on safety and moving violations
- Specifically listed violations to focus on
 - Speeding
 - Reckless or aggressive driving
 - Driving while impaired
 - Failure to stop at stop sign or stop light
 - Passing a stopped school bus
 - Following too close
 - Driving on the wrong side of the road
 - Illegal passing
 - Operating a vehicle without liability insurance
 - Operating a vehicle without a valid operator's license
 - Failure to properly restrain a child

Traffic Enforcement Policy Details

- Regulatory and Equipment Enforcement
- Specifically prohibited to stop – unless a safety threat is present
 - License plate light
 - Defective or improper equipment
 - A brake light not working
 - Exhaust system noise – unless it violates Town Code Section 5-12.1
 - Window tint
 - Expired registration
 - Inspection – without or expired
- Specifically allowed
 - No license plate or improper display
- Compliance review
 - Data pulled on citations/warnings to check adherence to policy requirements

Stop Type by Demographic Q4 2022

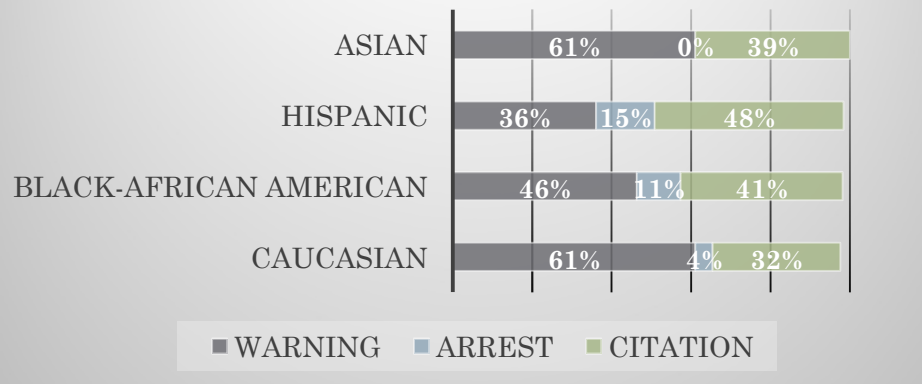
Type of Stop By Demographic Q4 2022



Stop Type	Caucasian	Black-African American	Hispanic	Asian	Total
Speed or Safety	124	73	50	15	262
Registration	12	16	4	0	32
Seatbelt	0	1	0	0	1
Other	6	2	2	1	11
Investigative	9	10	2	0	21
Equipment	11	6	3	2	22
Total	162	108	61	18	349

Enforcement Action Q4 2022

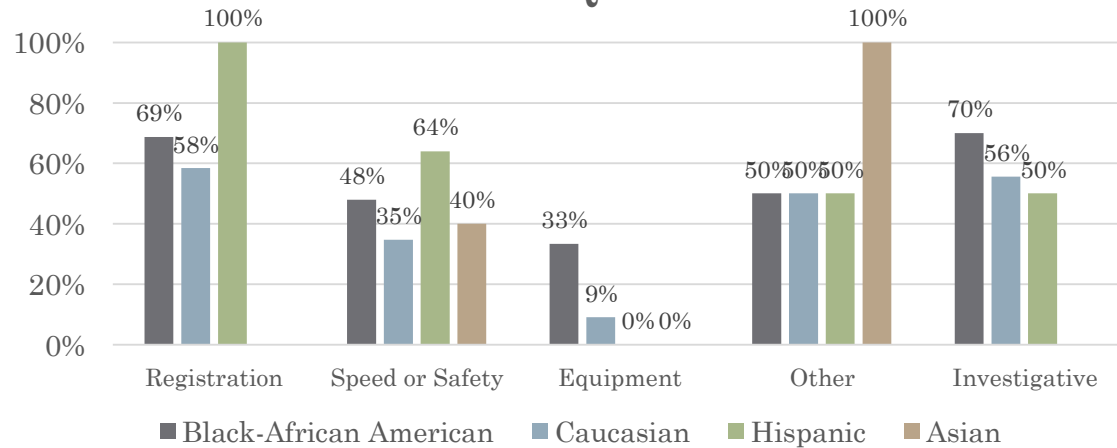
Enforcement Action by Demographic Q4 2022



Demographic	WARNING	ARREST	CITATION	NO ACTION	Total
Asian	11	0	7	0	18
Hispanic	22	9	29	1	61
Black-African American	50	12	44	2	108
Caucasian	99	7	52	4	162

Stop Type leading to Enforcement (Citation or Arrest) Q4 2022

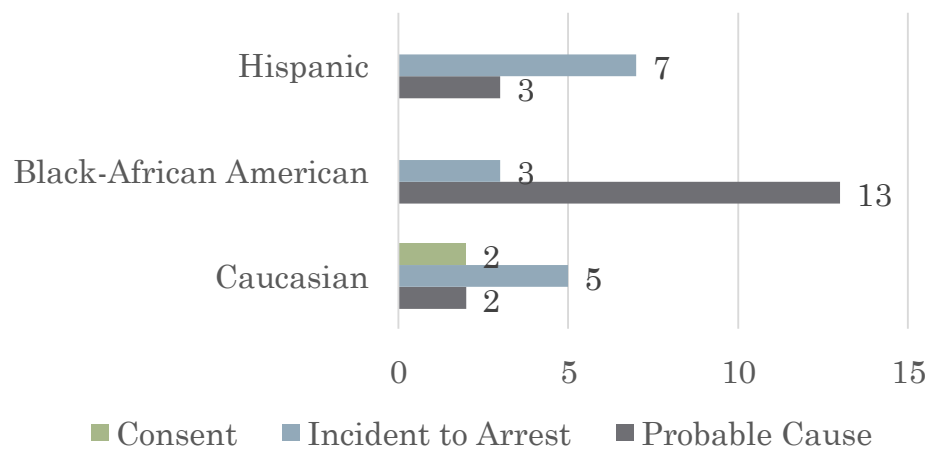
% of Stops Resulting in Enforcement
Action Q4 2022



Stop type resulting in charge	Black-African American	Caucasian	Hispanic	Asian	Total
Registration	11	7	4	0	22
Speed or safety	35	43	32	6	116
Equipment	2	1	0	0	3
Other	1	3	1	1	6
Investigative	7	5	1	0	13
Total	56	59	38	7	160

Search, Q4 2022

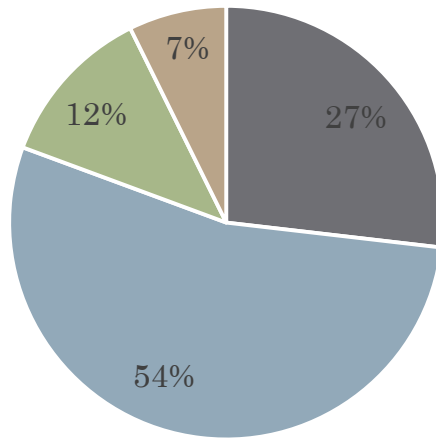
Search Type Q4 2022



Probable Cause Search, Contraband Found	Drugs	Money	Weapons	Other
Black-African American	10	1	4	1
Caucasian	1	0	0	0
Hispanic	1	0	0	0
Asian	0	0	0	0

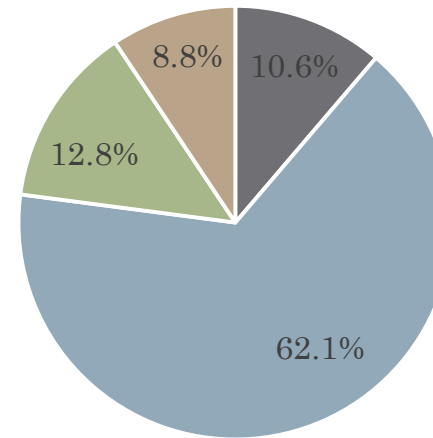
Roadway and Town composition

Demographics of Drivers
Traffic Crashes Q4 2022-Q1 2023



■ Black African-American ■ Caucasian ■ Hispanic ■ Asian

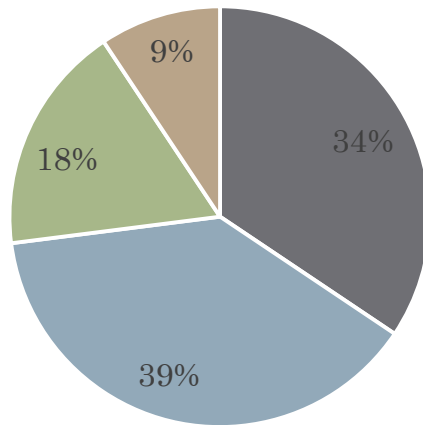
Carrboro Demographics
2020 Census



■ Black African-American ■ Caucasian ■ Hispanic ■ Asian

Total Stops Q1 2023

Total Traffic Stops Q1 2023

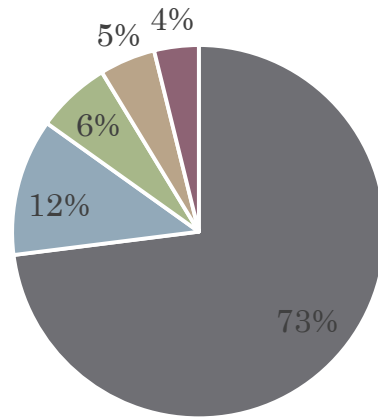


■ Black-African American ■ Caucasian ■ Hispanic ■ Asian

Total Stops Q1 2023	Stops
Black-African American	107
Caucasian	120
Hispanic	55
Asian	29
Total	311

Stop by Stop Type Q1 2023

Stops by Stop Type Q1 2023

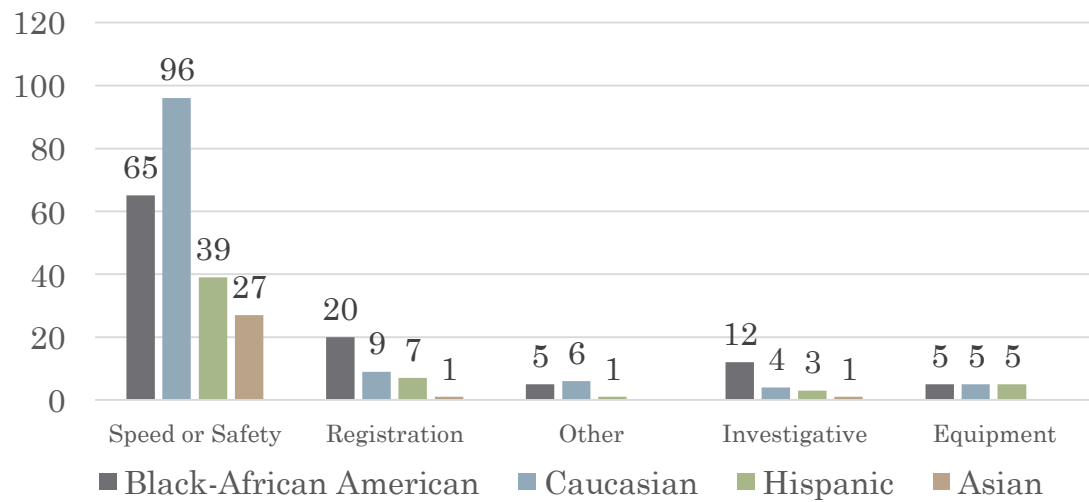


- Speed or Safety
- Registration
- Investigative
- Equipment
- Other

Total stops by stop type	Count
Speed or Safety	227
Registration	37
Investigative	20
Equipment	15
Other	12
Seatbelt	0
Total	311

Stop Type by Demographic Q1 2023

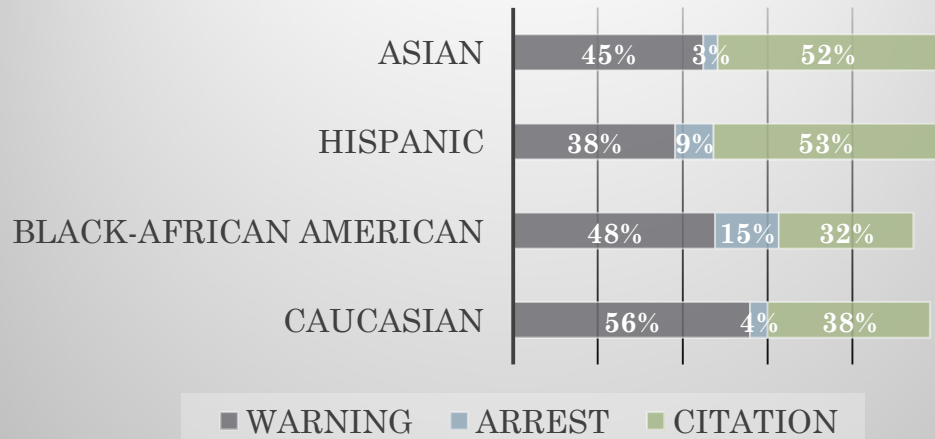
Type of Stop By Demographic Q1 2023



Stop Type	Black-African American	Caucasian	Hispanic	Asian	Total
Speed or Safety	65	96	39	27	227
Registration	20	9	7	1	37
Seatbelt	0	0	0	0	0
Other	5	6	1	0	12
Investigative	12	4	3	1	20
Equipment	5	5	5	0	15
Total	107	120	55	29	311

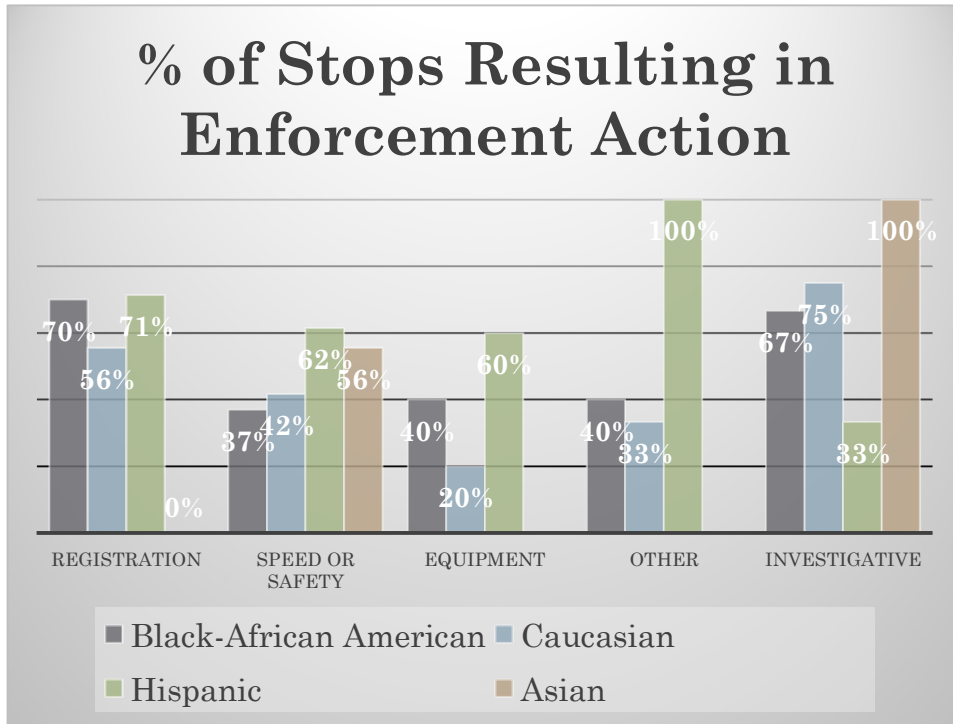
Enforcement Action Q1 2023

Enforcement Action by Demographic Q1 2023



Demographic	WARNING	ARREST	CITATION	NO ACTION	Total
Caucasian	67	5	46	2	120
Black-African American	51	16	34	6	107
Hispanic	21	5	29	0	55
Asian	13	1	15	0	29

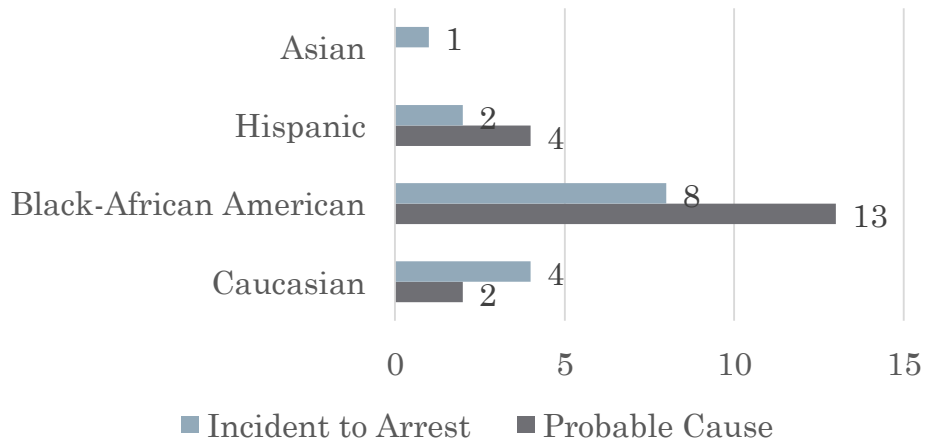
Stop Type leading to Enforcement (Citation or Arrest) Q1 2023



Stop type resulting in charge	Black-African American	Caucasian	Hispanic	Asian	Total
Registration	14	5	5	0	24
Speed or safety	24	40	24	15	103
Equipment	2	1	3	0	6
Other	2	2	1	0	5
Investigative	8	3	1	1	13

Search, Q1 2023

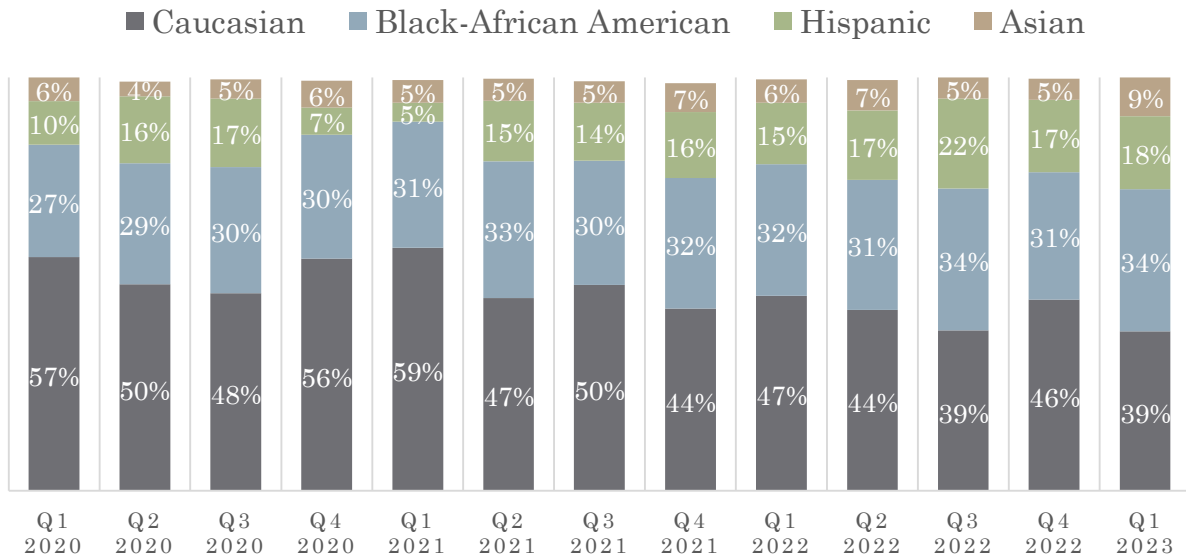
Search Type Q1 2023



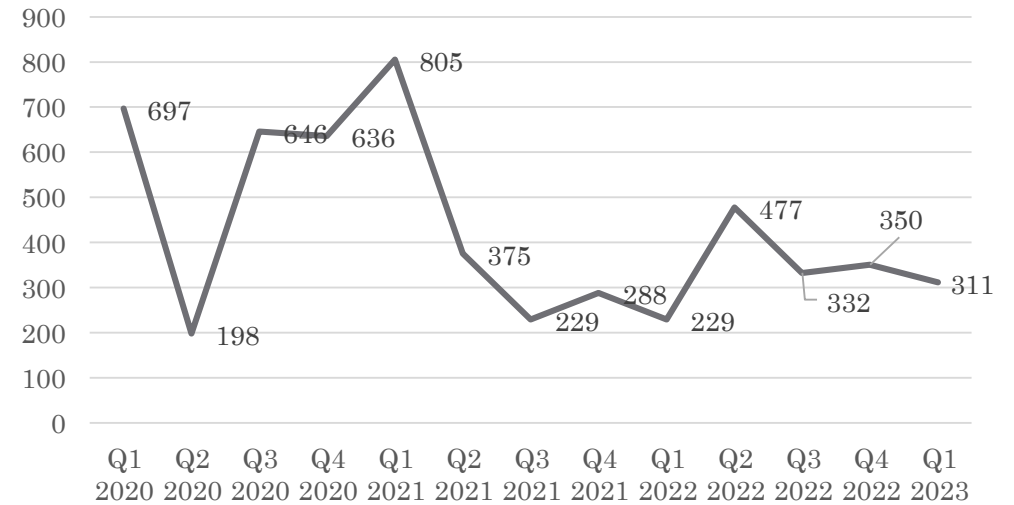
Probable Cause Search, Contraband Found	Drugs	Money	Weapons	Other
Black-African American	10	1	8	1
Caucasian	3	0	1	0
Hispanic	2	0	0	1
Asian	0	0	0	0

Trends

STOP TREND BY QUARTER AND DEMOGRAPHIC

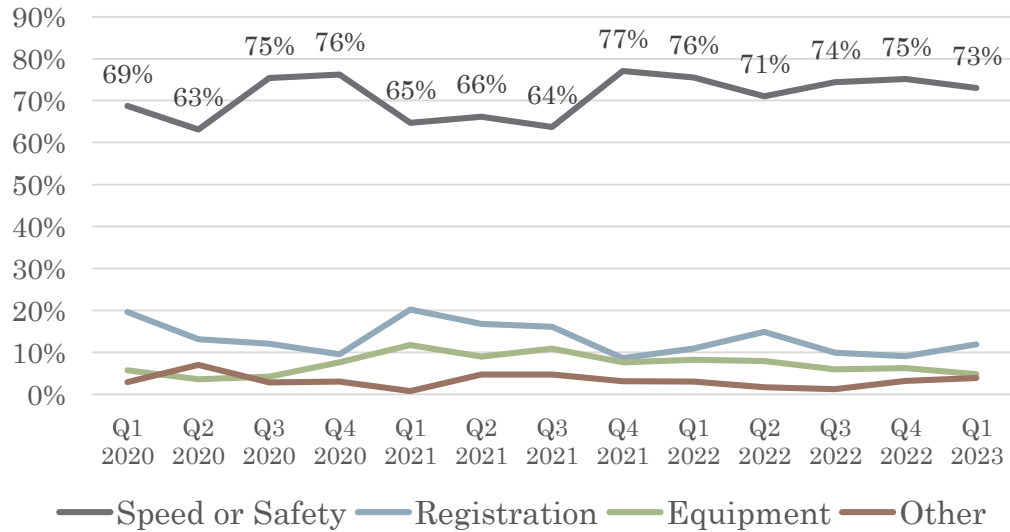


Total Stops by Quarter and Year



Stop type Trend

Stop Type % by Quarter and Year



Quarter	Speed or Safety	Registration	Equipment	Seat Belt	Investigative	Other
Q1 2020	69%	19%	6%	1%	2%	3%
Q2 2020	62%	14%	4%	8%	5%	7%
Q3 2020	75%	12%	4%	4%	2%	3%
Q4 2020	76%	10%	8%	2%	2%	3%
Q1 2021	65%	20%	12%	2%	1%	1%
Q2 2021	66%	17%	9%	2%	1%	5%
Q3 2021	62%	16%	13%	0%	5%	5%
Q4 2021	77%	9%	8%	0%	3%	3%
Q1 2022	76%	10%	9%	0%	2%	3%
Q2 2022	68%	15%	10%	0%	4%	2%
Q3 2022	73%	10%	6%	1%	9%	1%
Q4 2022	75%	9%	6%	0%	7%	3%
Q1 2023	74%	11%	5%	0%	7%	3%

Traffic Stop Reason Code “Other”

- Lane violation
 - DWLR
 - Improper Passing
 - No insurance
 - No Headlights at night
 - Fail to Yield to Pedestrian
-
- Highlights need for clarification of classification of stop – training point

Citizen Complaints

- Q4 2022 – two complaints
 - Not Sustained
 - Policy Failure
- Q1 2023 – four complaints
 - Unfounded (3)
 - Proper Conduct

Use of Force

- Q4 2022
 - one incident out of 651 incident reports
 - Suspect involved:
 - Black male 1
- Q1 2023
 - 9 incidents out of 658 incident reports
 - Suspects involved:
 - Black male 8
 - White male 1
 - Black female 1

Key Takeaways

- Safety-related stops are priority
- Minor registration and equipment stops are prohibited unless a safety hazard is present.
- Approximately 50% of traffic stops end with a warning
- Probable Cause search rate find is high – 72% and 68%
 - No “fishing”
- Complaints and Use of Force are low.
- Further policy clarification needed – traffic stop reason classification