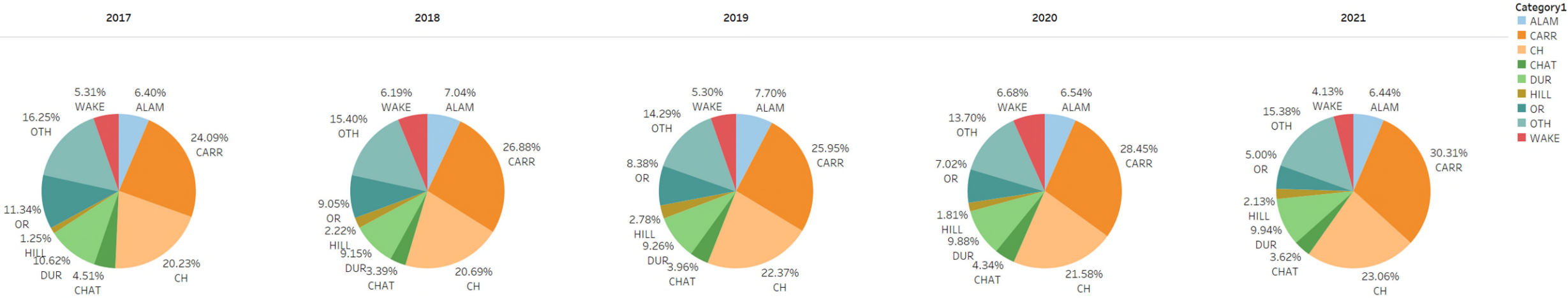


Policing Equity in Carrboro 2022 Q3

Update on efforts towards bias free policing

Residency Tracking

Residency of Stopped Drivers



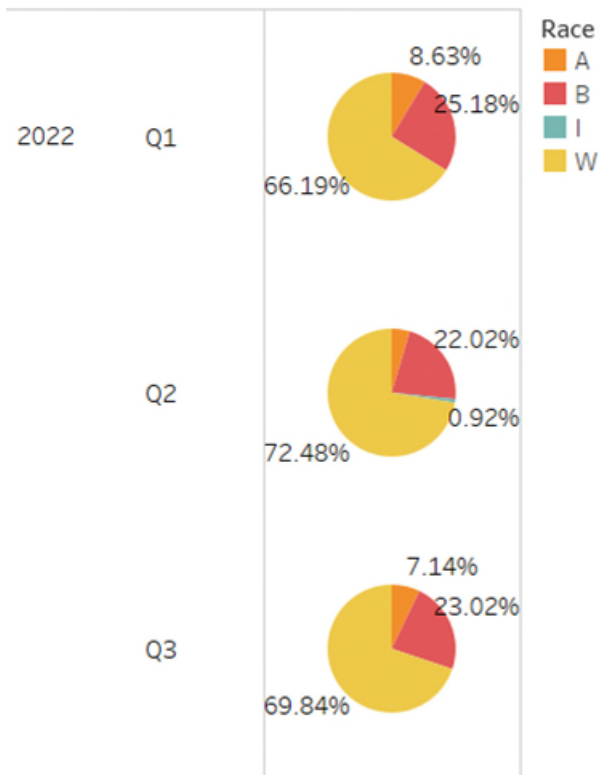
Weighted Population Estimates

White 62%
Black 15%
Asian 8%
Hispanic 12%
Other 3%

The above chart is the estimated demographics of Carrboro drivers. based on area of residence of stopped drivers.

Traffic Accidents

Traffic Accidents

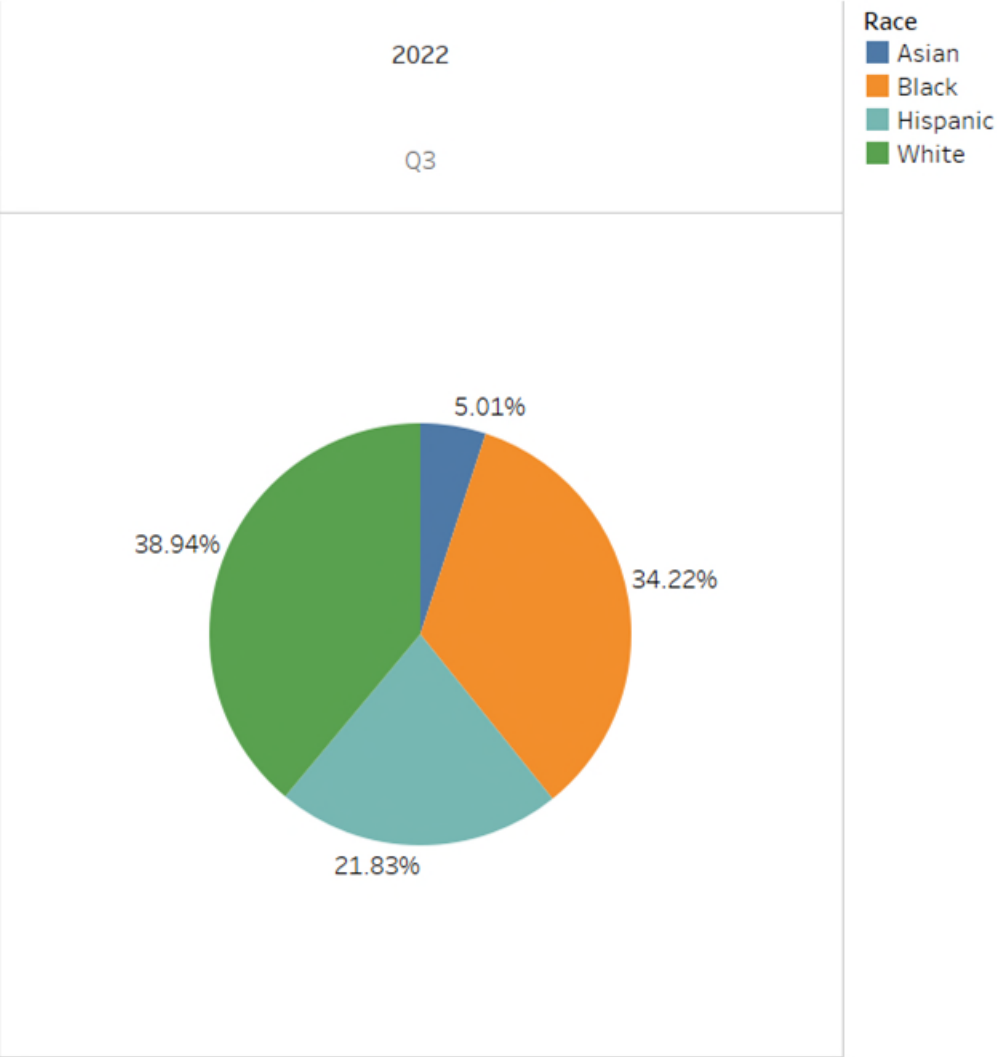


Traffic Accidents

Race	Personty..	2022		
		Q1	Q2	Q3
A	DRIV	12	5	9
B	DRIV	35	24	29
I	DRIV		1	
W	DRIV	92	79	88

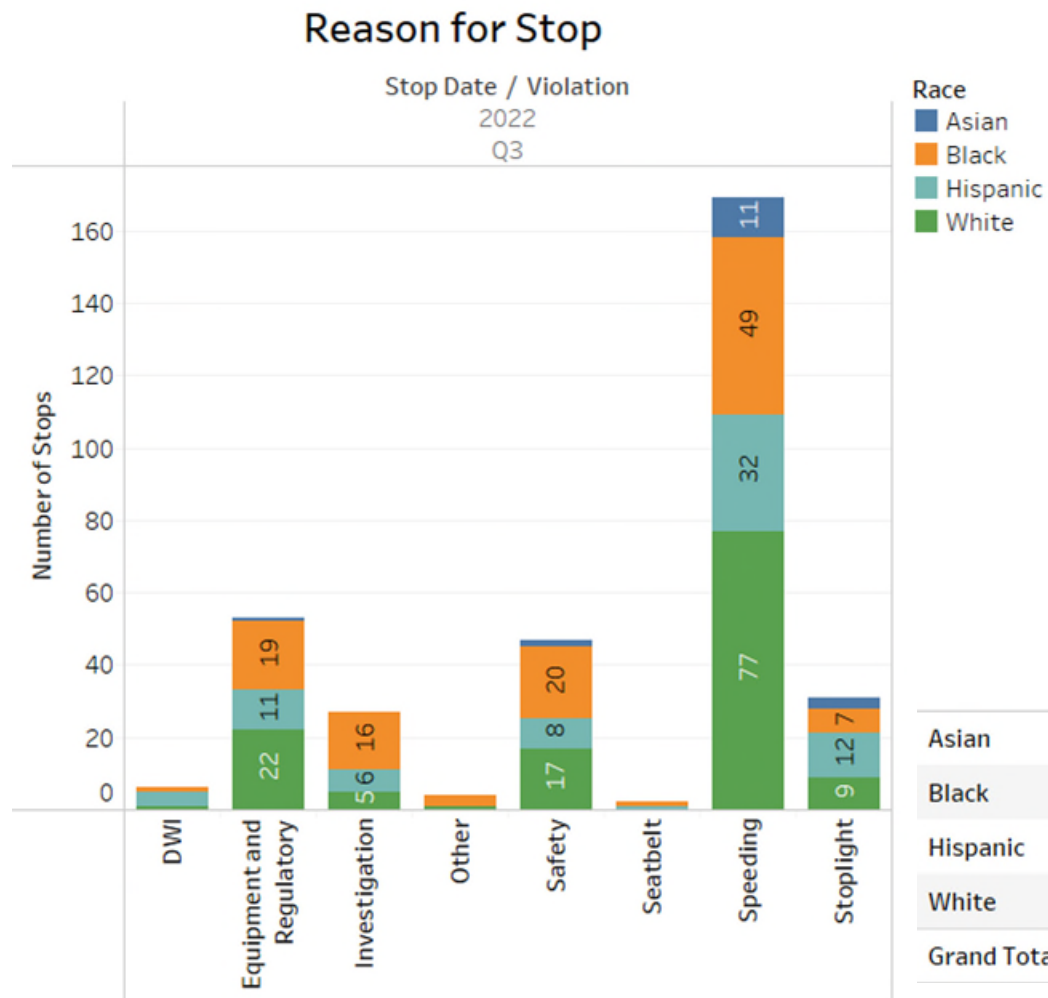
Overall Stop Rate

Overall Stop Rate



Overall Stop Rate

	2022
	Q3
Asian	17
Black	116
Hispanic	74
White	132

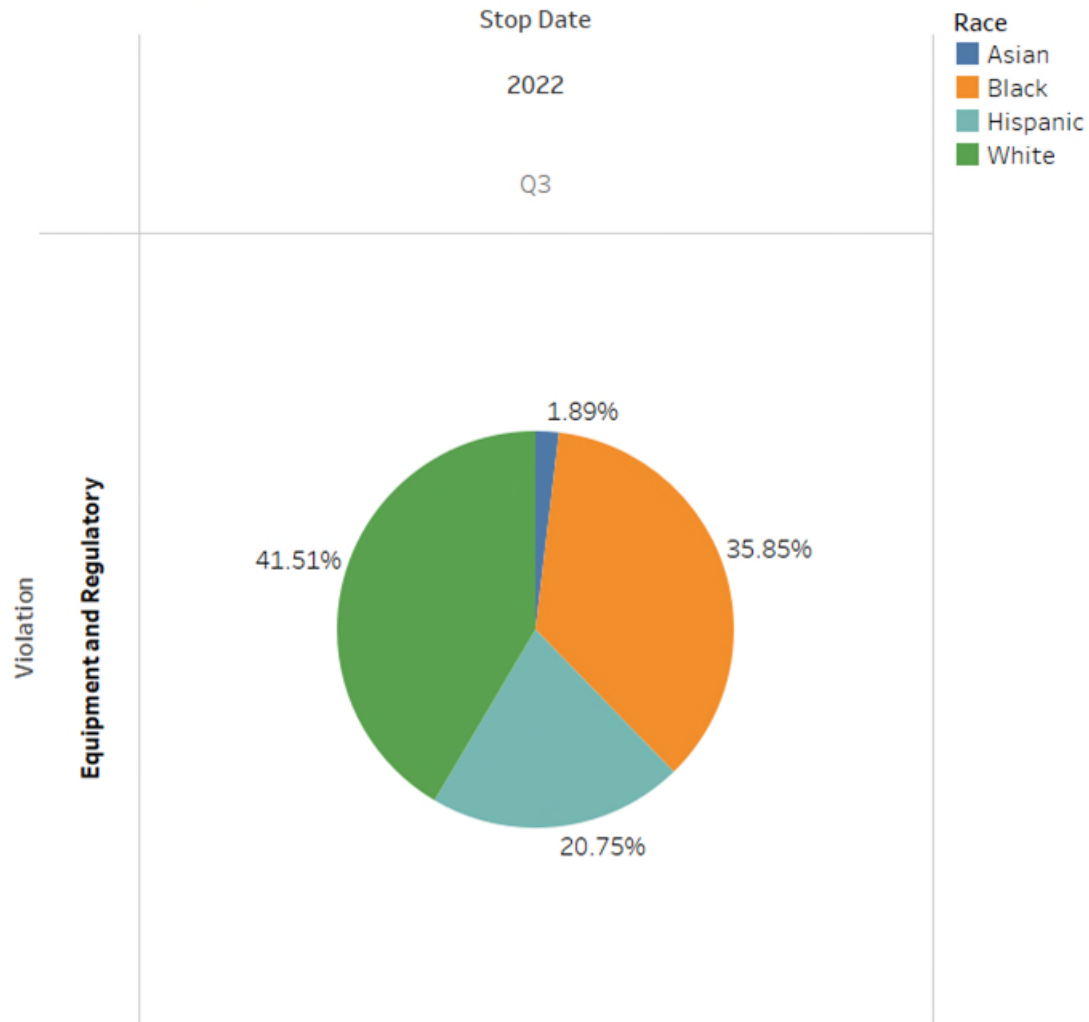


Reason for Stop

	Reason for Stop							
	DWI	Equipment and Regulatory	Investigation	Other	Safety	Seatbelt	Speeding	Stoplight
	2022	2022	2022	2022	2022	2022	2022	2022
	Q3	Q3	Q3	Q3	Q3	Q3	Q3	Q3
Asian		1			2		11	3
Black	1	19	16	3	20	1	49	7
Hispanic	4	11	6		8	1	32	12
White	1	22	5	1	17		77	9
Grand Total	6	53	27	4	47	2	169	31

Equipment and Regulatory Violations

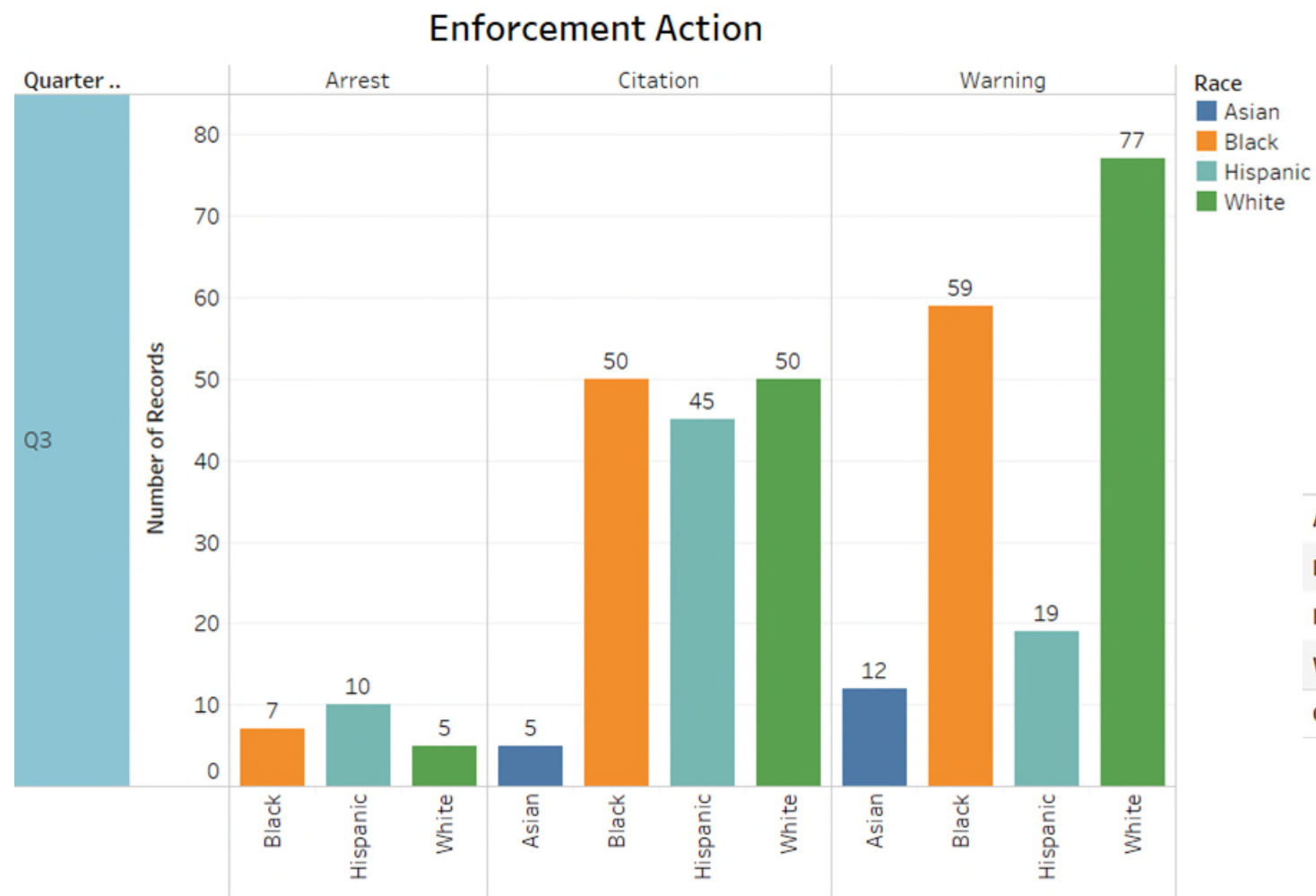
Equipment and Regulatory Violations



Equipment and
Regulatory
Violations

	2022
	Q3
Asian	1
Black	19
Hispanic	11
White	22

Enforcement Action



Enforcement Action				
	Arrest	Citation	Warning	Grand Total
	2022	2022	2022	
	Q3	Q3	Q3	
Asian		5	12	17
Black	7	50	59	116
Hispanic	10	45	19	74
White	5	50	77	132
Grand Total	22	150	167	339

Types of Searches

Reason for All Searches

		Erractic/ Suspicious Behavior 2022 Q3	Observation of Contraband 2022 Q3	Other Official Information 2022 Q3	Probable Cause 2022 Q3	Suspicious Movement 2022 Q3	Witness Observation 2022 Q3
DRIV	Asian	0	0	0	0	0	0
	Black	3	6	0	5	8	0
	Hispanic	1	5	0	2	7	1
	White	1	1	0	2	3	1
PASS	Black	0	3	0	3	1	0
	Hispanic	0	1	0	1	1	0
	White	1	0	0	1	1	1

Search Productivity

Search Productivity for All Searches

		Alcohol Found 2022	Drugs Found 2022	Money Found 2022	No Contraband Found 2022	Other Contraband Found 2022
		Q3	Q3	Q3	Q3	Q3
DRIV	Asian	0	0	0	0	0
	Black	2	5	0	3	1
	Hispanic	5	1	0	7	0
	White	1	1	1	2	2
PASS	Black	0	2	0	0	1
	Hispanic	1	1	0	0	0
	White	0	1	1	1	0
Grand Total		9	11	2	13	4

Probable Cause Searches

Probable Cause Searches										
		Arrest			Citation			Warning		
		2022			2022			2022		
		Q3			Q3			Q3		
		July	August	September	July	August	September	July	August	September
DRIV	Asian				0	0	0	0	0	0
	Black		2	0	0	0	2	0	1	0
	Hispanic	0	0	1	0	0	1	0	0	0
	White		0	1	0	0	0	0	0	1
PASS	Black		1		0				1	1
	Hispanic				0		1	0		
	White		0	1						
Grand Total		0	3	3	0	0	4	0	2	2

Use of Force

- Six use of force incidents in 2022 Q3.
- Suspects involved:
 - 5 black male
 - 1 Hispanic male

Citizen Complaints

- One citizen complaint in 2022 Q3.
 - “Other disposition” determined.