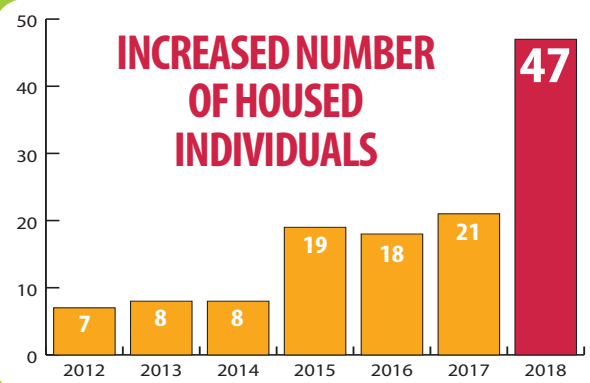


# 2018 REPORT

Everyone deserves a safe, stable place to call home.

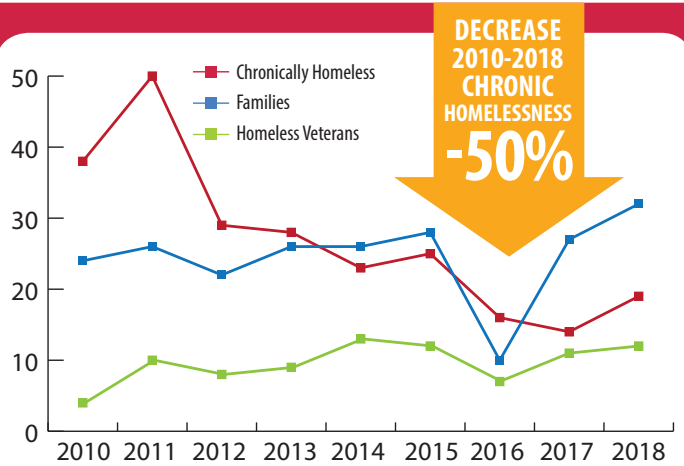
**47** OF THE MOST  
VULNERABLE  
PEOPLE  
HOUSED  
IN 2018

**128**  
HOUSED SINCE 2012

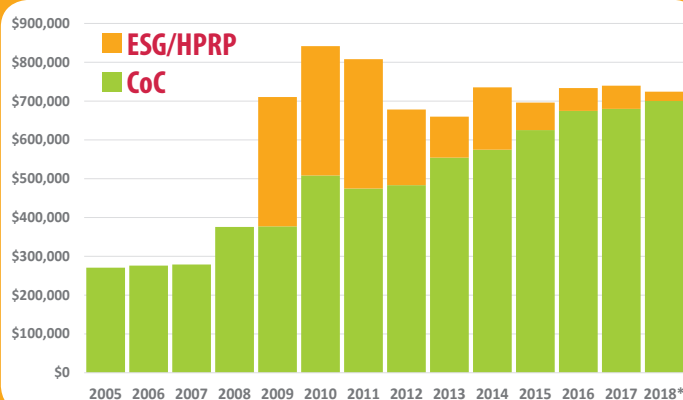


## SPECIAL POPULATIONS

Great Progress  
Towards  
Ending Chronic  
Homelessness In  
Orange County



OCPEH secured \$8.5 million in federal funding for Orange County since 2005



**\$724,300**  
FEDERAL FUNDING SECURED IN 2018

**\$8.5 MILLION**  
SINCE 2005

**55** COMMUNITY MEETINGS  
**5** HOMELESSNESS ORIENTATIONS  
**5** PRESENTATIONS TO ELECTED BOARDS  
**8** GROUP PRESENTATIONS

# 2018 REPORT

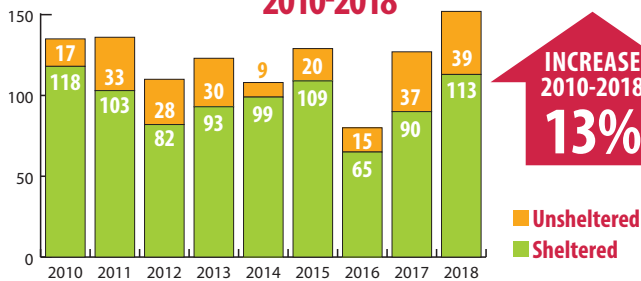
**152**

PEOPLE IN ORANGE COUNTY EXPERIENCED HOMELESSNESS ON ONE NIGHT



Point-in-Time count numbers are up compared with last year and over time

### ORANGE COUNTY POINT-IN-TIME COUNT DATA 2010-2018



**15% DECREASE**

**24% DECREASE**

## HOMELESS SYSTEM BEDS

**111** SHELTER & TRANSITIONAL HOUSING

**91** YEAR-ROUND  
**20** COLD WEATHER COTS

**15** RAPID RE-HOUSING

**93** PERMANENT SUPPORTIVE HOUSING



People experiencing homelessness are disproportionately people of color

### RACE

% of People Experiencing Homelessness in Orange County



% of People in Orange County Overall



Legend: Black or African-American (Green), White (Orange), Multiple Races (Red), American Indian or Alaska Native (Blue), Asian (Purple), Native Hawaiian or Other Pacific Islander (Teal)

We cannot end homelessness without closing the seven current system gaps.

- Best practice, fully-funded Rapid Re-housing
- Income based rental housing
- Drop-in Day Center with Integrated Services
- Street Outreach
- 24 Hour Bathroom Facilities in Downtown Chapel Hill/Carrboro
- Accessible & Housing Focused Shelter
- Diversion Funding



**2018**



PROJECT CONNECT ORANGE COUNTY

ONE DAY SERVICE EVENT CONNECTED

**115 GUESTS WITH 1,131 SERVICES**

SEARCH FOR HELP ONLINE: [OCCONNECT.INFO](http://OCCONNECT.INFO)