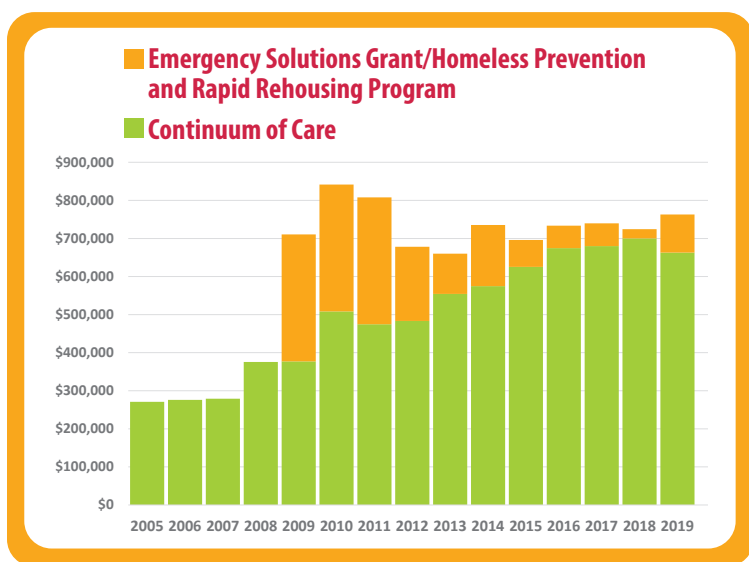
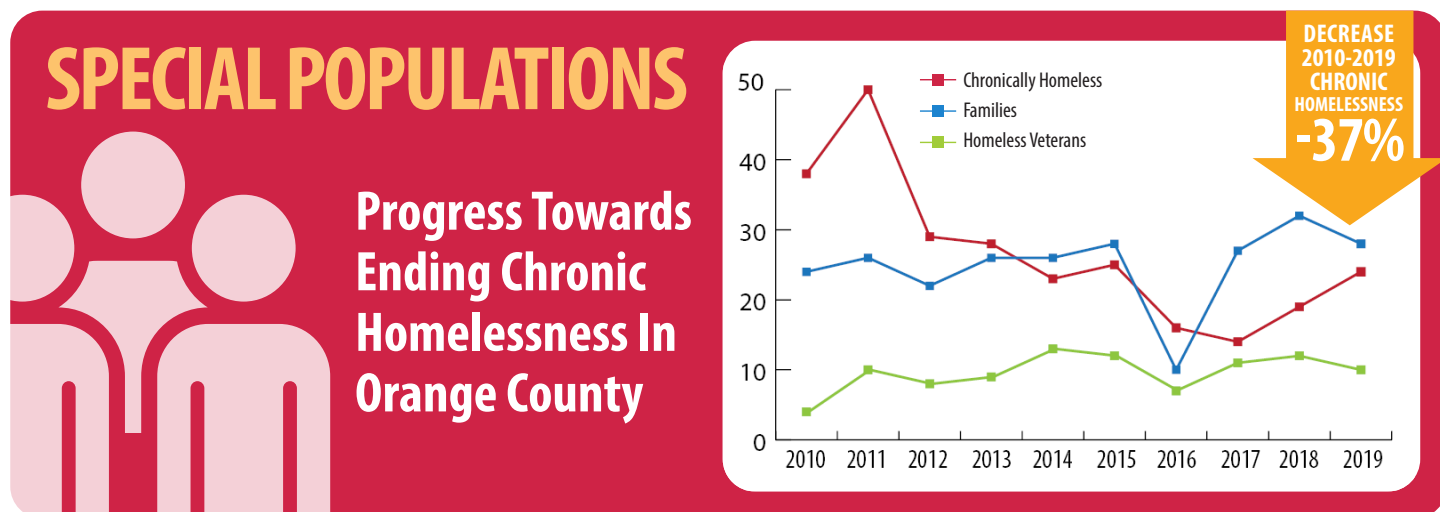
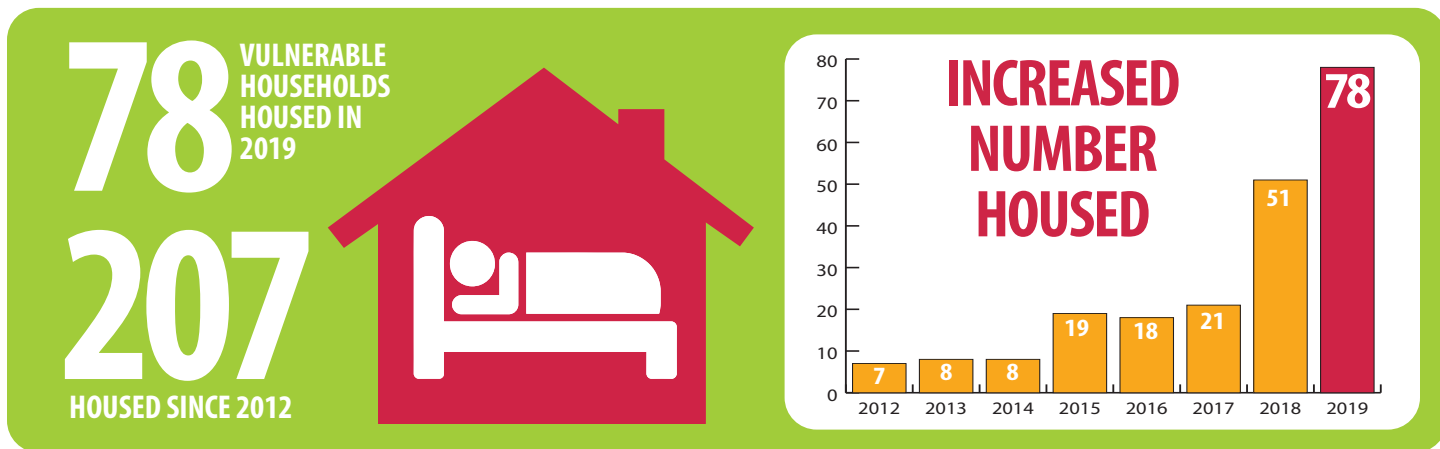




# 2019 REPORT

**We can end homelessness in Orange County.**



**\$775,546**  
FEDERAL FUNDING PREVIEWED IN 2019

**\$9.4 MILLION**  
SINCE 2005

**ONLINE RESOURCE DATABASE:  
OCCONNECT.INFO**

# 2019 REPORT

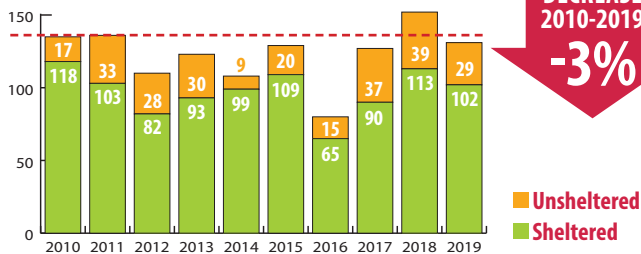
# 131

PEOPLE IN ORANGE COUNTY EXPERIENCED HOMELESSNESS ON ONE NIGHT



Orange County Point-in-Time (PIT) count numbers virtually flat since 2010

ORANGE COUNTY POINT-IN-TIME COUNT DATA  
2010-2019



15%  
DECREASE

24%  
DECREASE

## HOMELESS SYSTEM BEDS

112 SHELTER & TRANSITIONAL HOUSING

92 YEAR-ROUND  
20 COLD WEATHER COTS  
88 PERMANENT SUPPORTIVE HOUSING

0 RAPID RE-HOUSING



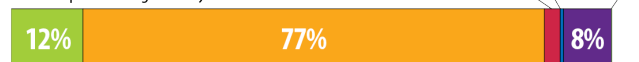
People experiencing homelessness are disproportionately people of color

### RACE

% of People Experiencing Homelessness in Orange County



% of People in Orange County Overall



Less expensive to fill gaps than to continue homelessness

Filling gaps results in taxpayer savings



Costs are **10-20 times** higher for people experiencing **chronic homelessness** vs. **first-time homelessness**. More than \$35,000 higher per year on average.

**\$2,431,683**

Estimated taxpayer cost of homelessness in Orange County

**\$1,011,561**

**\$1,420,122**

Cost to fund homelessness service gap

**Estimated annual cost savings**

(Over \$10 million savings over 10 years)



We can end homelessness by closing the seven current system gaps.

GAPS	FUNDING NEEDED
Rapid Re-Housing	\$691,537
Accessible, Housing-Focused Shelter	\$350,000
Coordinated Entry Staffing	\$27,225
Medical Respite Beds	\$217,180
Memorial Service Funding	\$5,000
Youth Host Homes Program	\$129,180
Income-Based Rental Units	Dependent on approach
Day Center with Services	Dependent on approach
Street Outreach	Dependent on approach
24-Hour Bathrooms	Dependent on approach
<b>TOTAL</b>	<b>\$1,420,122</b>