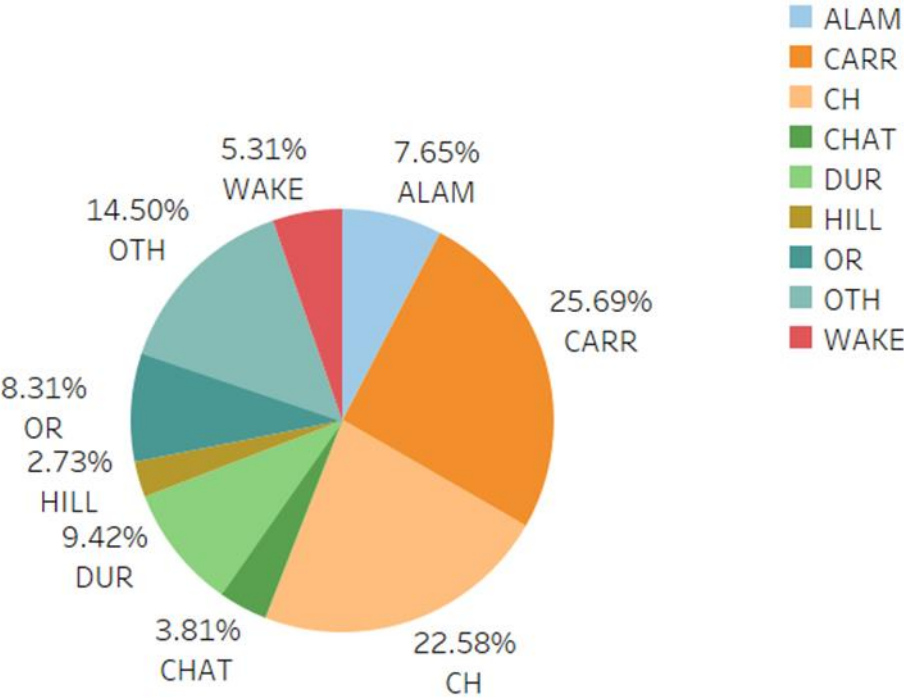


Policing Equity in Carrboro 2020 Q4

Update on efforts towards bias free policing

Residency Tracking 2019

Residency of Stopped Drivers



Weighted Population

White	62.49037
Black	18.36172
Asian	7.39882
Hispanic	8.96115
Other	2.78794

The above chart is the estimated demographics of Carrboro drivers, based on area of residence of stopped drivers.

Overall Stop Rate 2020 Q4

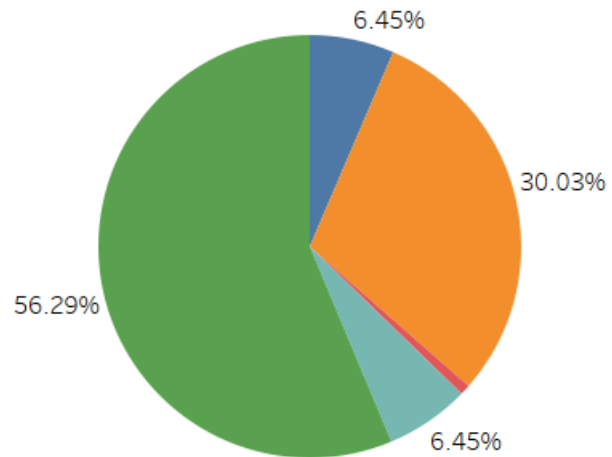
Overall Stop Rate

2020

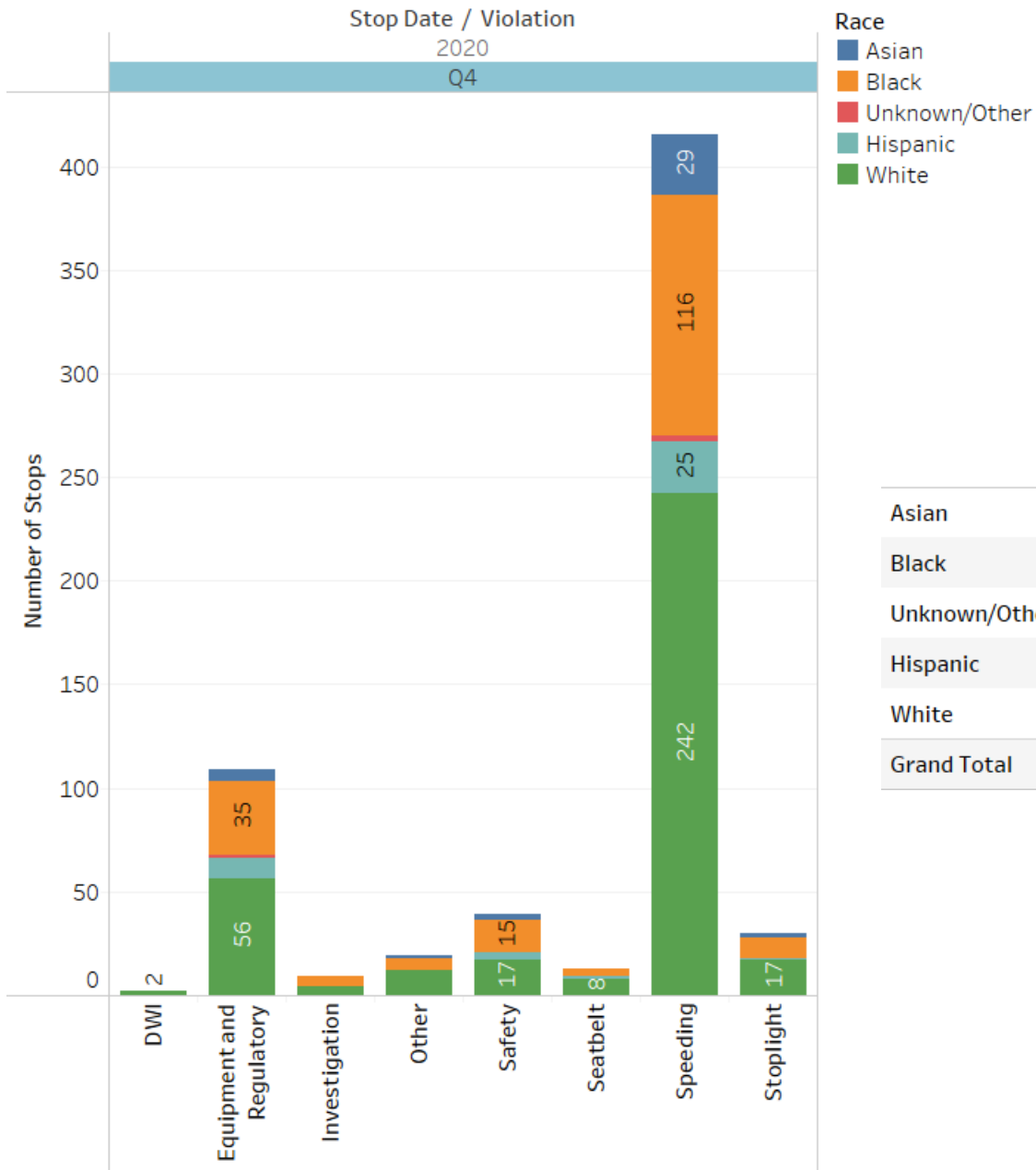
Q4

Race

- Asian
- Black
- Unknown/Other
- Hispanic
- White



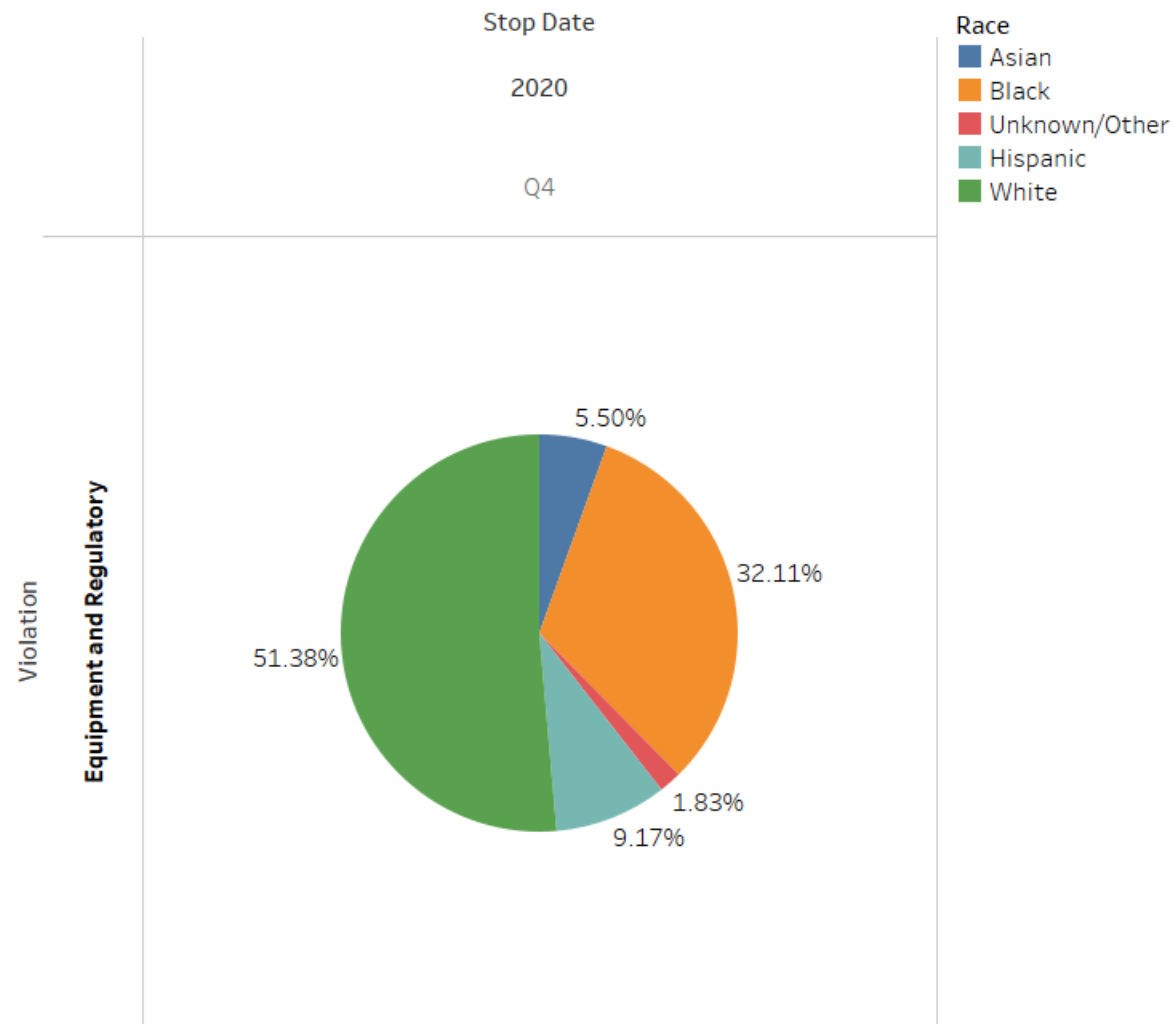
Asian	Black	Hispanic	White	Unknown/Other
41	191	41	358	5



Reason for Stop

	DWI	Equipment and Regulatory	Investigation	Other	Safety	Seatbelt	Speeding	Stoplight
Asian		6		1	3		29	2
Black		35	5	6	15	4	116	10
Unknown/Other		2					3	
Hispanic		10			4	1	25	1
White	2	56	4	12	17	8	242	17
Grand Total	2	109	9	19	39	13	415	30

Equipment and Regulatory Violations



	2020
	Q4
Asian	6
Black	35
Unknown/Other	2
Hispanic	10
White	56

Types of Searches and Search Productivity

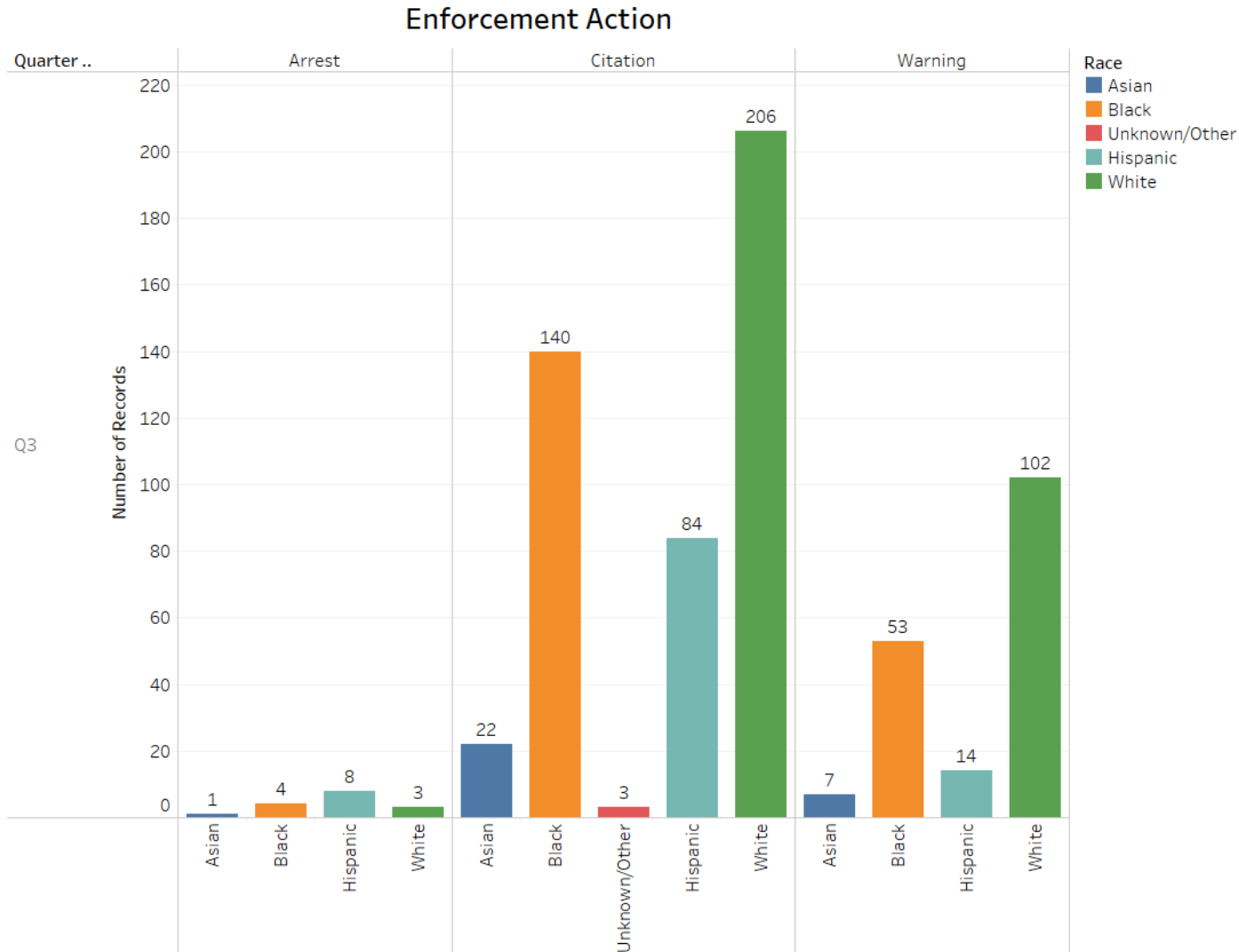
Reason for All Searches 2020

		Erractic/ Suspicious Behavior 2020 Q4	Observation of Contraband 2020 Q4	Other Official Information 2020 Q4	Probable Cause 2020 Q4	Suspicious Movement 2020 Q4	Witness Observation 2020 Q4
DRIV	Asian	0	0	0	0	1	0
	Black	4	1	0	3	4	1
	Unknown/Other	0	0	0	0	0	0
	Hispanic	1	0	0	1	5	0
	White	1	4	0	5	15	1
PASS	Black	2	1	0	3	3	2
	White	1	1	0	4	1	2

Search Productivity for All Searches

		Alcohol Found 2020 Q4	Drugs Found 2020 Q4	Money Found 2020 Q4	No Contraband Found 2020 Q4	Other Contraband Found 2020 Q4
DRIV	Asian	0	0	0	1	0
	Black	0	1	0	7	0
	Unknown/Other	0	0	0	0	0
	Hispanic	0	0	0	5	0
	White	2	4	0	13	0
PASS	Black	0	1	0	2	0
	White	2	4	0	0	0

Enforcement Action 2020 Q4



Enforcement Action				
	Arrest	Citation	Warning	
	2020	2020	2020	Grand Total
	Q4	Q4	Q4	
Asian	1	21	19	41
Black	5	110	76	191
Unknown/Ot..		4	1	5
Hispanic	4	30	7	41
White	13	185	160	358
Grand Total	23	350	263	636

Probable Cause Searches

Enforcement Action for Drivers of Probable Cause Searches

		Asian	Black	Hispanic	White
		2020	2020	2020	2020
		Q4	Q4	Q4	Q4
Arrest	DRIV	0	1	0	0
	PASS		2		
Citation	DRIV	0	2	1	3
	PASS		1		2
Warning	DRIV	0	0	0	2
	PASS				2

Use of Force

- Seven use of force incidents in 2020 Q4. This is atypical (more typical is 1-4).
- Suspects involved: 3 white male, 3 black male, 1 black female

Citizen Complaints

- Only 1 citizen complaint in 2020 Q4.
- 1. Nature: Other; Resolution: Unfounded